




Transformation Cloaking in Elastic Plates

Ashkan Golgoon^{1,2} · Arash Yavari^{2,3} 

Received: 23 November 2019 / Accepted: 29 October 2020
© Springer Science+Business Media, LLC, part of Springer Nature 2021

Abstract

In this paper, we formulate the problem of elastodynamic transformation cloaking for Kirchoff–Love plates and elastic plates with both in-plane and out-of-plane displacements. A cloaking transformation maps the boundary-value problem of an isotropic and homogeneous elastic plate (virtual problem) to that of an anisotropic and inhomogeneous elastic plate with a hole surrounded by a cloak that is to be designed (physical problem). For Kirchoff–Love plates, the governing equation of the virtual plate is transformed to that of the physical plate up to an unknown scalar field. In doing so, one finds the initial stress and the initial tangential body force for the physical plate, along with a set of constraints that we call the cloaking compatibility equations. It is noted that the cloaking map needs to satisfy certain boundary and continuity conditions on the outer boundary of the cloak and the surface of the hole. In particular, the cloaking map needs to fix the outer boundary of the cloak up to the third order. Assuming a generic radial cloaking map, we show that cloaking a circular hole in Kirchoff–Love plates is not possible; the cloaking compatibility equations and the boundary conditions are the obstruction to cloaking. Next, relaxing the pure bending assumption, the transformation cloaking problem of an elastic plate in the presence of in-plane and out-of-plane displacements is formulated. In this case, there are two sets of governing equations that need to be simultaneously transformed under a cloaking map. We show that cloaking a circular hole is not possible for a general radial cloaking map; similar to Kirchoff–Love plates, the cloaking compatibility equations and the boundary conditions obstruct transformation cloaking. Our analysis suggests that the path forward for cloaking flexural waves in plates is approximate cloaking formulated as an optimal design problem.

Keywords Cloaking · Nonlinear elasticity · Elastic plates · Elastic waves

Dedicated to Professor J.N. Reddy on the occasion of his 75th birthday.

Communicated by Robert V. Kohn.

✉ Arash Yavari
arash.yavari@ce.gatech.edu

Extended author information available on the last page of the article

Mathematics Subject Classification 74B20 · 74K20 · 74J25 · 35R30 · 70G45 · 53Z30

Contents

1	Introduction
2	Differential Geometry of Surfaces
2.1	Geometry of an Embedded Surface
2.2	Kinematics of Shells
2.3	Velocity and Acceleration Vector Fields
3	The Governing Equations of Motion of Shells
3.1	The Linearized Governing Equations
3.2	The Linearized Governing Equations of Pre-stressed Shells
4	Transformation Cloaking in Elastic Plates
4.1	Elastodynamic Transformation Cloaking in Kirchoff–Love Plates
4.1.1	A Circular Cloak in a Kirchoff–Love Plate
4.1.2	A Critical Review of the Work of Colquitt et al. (2014) on Flexural Cloaking
4.2	Elastodynamic Transformation Cloaking in Plates with Both In-plane and Out-of-plane Displacements
4.2.1	A Circular Cloak in the Presence of In-plane and Out-of-plane Displacements
5	Concluding Remarks
Appendix A: Variations of the Right Cauchy–Green Deformation Tensor, the Unit Normal Vector Field, and the Second Fundamental Form	
Appendix B: The Euler–Lagrange Equations of Elastic Shells	
References	

1 Introduction

A short history of transformation cloaking in elasticity and other fields. Hiding objects from electromagnetic waves has been a subject of intense interest in recent years. Pendry et al. (2006) and Leonhardt (2006) studied the possibility of electromagnetic transformation cloaking, which was later experimentally verified for microwave frequencies by Schurig et al. (2006) and for optical wavelengths ($1.4 - 2.7 \mu\text{m}$) by Ergin et al. (2010). The first ideas pertaining to cloaking in elasticity can be found in the works of Gurney (1938) and Reissner and Morduchow (1949) on reinforced holes in linear elastic sheets. Mansfield (1953) systematically studied cloaking in the context of linear elasticity by introducing the concept of neutral holes. He considered a hole(s) in a sheet under a given far-field in-plane loading and showed that the hole(s) can be reinforced such that the stress field outside the hole(s) is identical to that of an uncut sheet under the same (far-field) loading. The shape of the boundary of the (neutral) hole and the characteristics of the reinforcement are determined based on the stress field of the uncut sheet, and thus, they explicitly depend on the applied far-field loading. The main difference between electromagnetic and elastodynamic transformation cloaking is that unlike Maxwell's equations (with only one configuration, i.e., the ambient space), the governing equations of elasticity are written with respect to two inherently different configurations (frames): a reference and a current configuration. This, in turn, leads to two-point tensors in the governing equations. Marsden and Hughes (1983), Steigmann (2007), and Yavari and Ozakin (2008) showed that if formulated properly, the governing equations of nonlinear and linearized elasticity are covariant (invari-

ant) under arbitrary time-dependent changes in the current configuration (frame). The governing equations of elasticity are invariant under any time-independent changes in the reference configuration (or referential coordinate transformations) as well (Mazucato and Rachele 2006; Yavari et al. 2006). Nevertheless, as was shown in Yavari and Golgoon (2019), referential or spatial covariance of the governing equations is not the direct underlying principle of transformation cloaking; a cloaking map is neither a referential nor a spatial change of coordinates. Rather, a cloaking transformation maps the boundary-value problem of an isotropic and homogeneous elastic body containing an infinitesimal hole (virtual problem) to that of a generally anisotropic and inhomogeneous elastic body with a finite hole surrounded by a cloak (physical problem). The cloak should be designed such that the physical and virtual problems have identical solutions (elastic measurements in the case of elastodynamics) outside the cloak.

The idea of cloaking has been thoroughly studied and is well understood in the context of conductivity (Greenleaf et al. 2003a, b), electrical impedance tomography and electromagnetism (Bryan and Leise 2010; Greenleaf et al. 2007, 2009a, b). The possibility of cloaking has been examined in many other fields of science and engineering, e.g., acoustics (Chen and Chan 2007; Farhat et al. 2008; Norris 2008; Cummer et al. 2008a, b; Zhou et al. 2008), optics (Leonhardt and Philbin 2012), thermodynamics (i.e., design of thermal cloaks) (Guenneau et al. 2012; Han et al. 2014), diffusion (Guenneau and Puvirajesinghe 2013), quantum mechanics (Zhang et al. 2008; Valagiannopoulos et al. 2015; Valagiannopoulos 2020), thermoelasticity (Syvret and Al-Attar 2019; Hostos et al. 2019), seismology (Al-Attar and Crawford 2016; Sklan et al. 2018), and elastodynamics (Milton et al. 2006; Parnell 2012) (see the recent reviews (Kadic et al. 2013, 2015; Koschny et al. 2017) for a discussion of these applications in some detail). Recently, we formulated both the nonlinear and linearized elastodynamic transformation cloaking problems (in 3D) in a mathematically precise form (Yavari and Golgoon 2019). In this paper, we provide a geometric formulation of transformation cloaking in elastic plates starting from nonlinear shell theory. In our opinion, none of the existing works in the literature has properly formulated the transformation cloaking problem in elastic plates. In particular, the boundary and continuity conditions on the hole surface and the outer boundary of the cloak, and the restrictions they impose on cloaking transformations have not been discussed. In the case of plates it turns out that a cloaking map must satisfy certain constraints that we call the cloaking compatibility equations.

Many solid mechanics workers traditionally have used the classical formulation of linear elasticity. This is appropriate for many practical engineering applications. In the case of elastodynamic transformation cloaking, however, as was observed by Yavari and Golgoon (2019), starting from linear elasticity is not appropriate. This is because linear elasticity does not distinguish between the reference and the current configurations and the corresponding changes of coordinates defined in these inherently different configurations. This has been a source of confusion in the recent literature of transformation cloaking in elastodynamics (and also elastic plates). Coordinate transformations in the reference and current configurations are physically very different: Local referential changes of frame are related to the local material symmetry group, whereas the global coordinate transformations in the ambient space are related to objectivity (or material frame indifference). This, in turn, implies that even in the case of small strains, any elastodynamic transformation cloaking study needs to be

formulated in the nonlinear framework. This is why in this paper we start from the governing equations of nonlinear shells.

Motivation, objectives, and some remarks on transformation cloaking in elastic plates. The objective of this paper is to formulate transformation cloaking for elastic plates. More specifically, given a homogeneous and isotropic plate with a hole our objective is to design a cloak, which is an annular-shaped plate with inhomogeneous mass density and inhomogeneous and anisotropic elastic constants. The cloak needs to be designed such that the elastic response of the plate with the cloaked hole (physical plate) outside the cloak is identical to that of the corresponding homogeneous plate with an infinitesimal hole (virtual plate). The following comments are in order:

- We define a cloaking transformation as a bijective mapping between the boundary-value problems of the physical and virtual plates. One should note that a bijective map between the governing PDEs of the virtual and physical plates is not sufficient; boundary conditions need to be transformed as well. Also, there are certain compatibility and continuity conditions that any cloaking map must satisfy. All the existing formulations of transformation cloaking for plates in the literature only discuss transformation of the governing PDEs.
- From past experience with 3D elasticity, we know that when transforming the governing equations of an elastic system one must distinguish between referential and spatial transformations (changes of coordinates). Also, linearization must be done such that the referential and spatial transformations can be distinguished by the linearized governing equations. This is the motivation/rationale behind starting from the governing equations of nonlinear shells and then linearizing them with respect to a reference configuration that can be stressed, in general.
- We will investigate the possibility of designing an exact cloak in a plate with a hole such that the mechanical response of the physical plate is identical to that of the virtual plate outside the cloak. By “cloaking” in this paper, we mean exact (or perfect) cloaking. In engineering applications an approximate cloak may be all one needs. Our analysis will show that exact cloaking is not possible and a robust approximate cloak should be designed by solving an optimal design problem.
- We should emphasize that transformation cloaking is a transformation between two boundary-value problems, and not just the governing PDEs. In other words, boundary and continuity conditions cannot be ignored. All the existing studies in the literature ignore boundary and continuity conditions. As we will show in this paper, perfect cloaking is not possible. This means that all the existing proposed cloaks in the literature are approximate cloaks only for the very special systems and loading and material parameters that were considered in their numerical examples. These approximate cloaks are not robust; any change in the parameters of the system may significantly deteriorate the quality of the cloak.
- All the numerical examples that have been presented in the literature of transformation cloaking for flexural waves are misleading. These numerical examples reveal approximate cloaking for given examples, and for specific loadings and elastic constants. They neither prove that exact cloaking is possible (we prove in this paper that exact cloaking of flexural waves is indeed not possible) nor they

prove that changing loading and material parameters their designed cloaks still offer approximate cloaking. More specifically, the numerical results in the literature are misleading in the sense that even a slight perturbation of the loading frequency, amplitude, and direction, constitutive parameters, and/or the geometry of the problem, e.g., sizes of the cloak and the hole may result in significant wave disturbances outside the cloak.

A critical review of the literature of transformation cloaking in elastic plates. The first theoretical study of cloaking flexural waves is due to Farhat et al. (2009a,b). Based on these works, Stenger et al. (2012) designed a flexural waves cloak. However, Climente et al. (2016) were unable to reproduce their results: “Our approach was unable to reproduce the predicted behavior of the theoretically proposed cloak.” It should also be noted that cloaking offered by Stenger et al. (2012)’s design is modest and is far from being a perfect cloak.

Colquitt et al. (2014) studied transformation cloaking in Kirchhoff–Love plates subjected to time-harmonic out-of-plane displacements in the setting of linear elasticity and started from a governing equation simplified for the case of an isotropic and homogeneous (Kirchhoff–Love) plate. In Sect. 4.1, we show in detail that their transformation cloaking formulation is, unfortunately, incorrect. In particular, their transformed rigidity tensor is incorrect and does not agree with that of an isotropic and homogeneous elastic plate when the cloaking map is the identity, and is not positive definite. Colquitt et al. (2014) and many other researchers, e.g., Brun et al. (2014), Jones et al. (2015), Misseroni et al. (2016), Zareei and Alam (2017), Darabi et al. (2018), Liu and Zhu (2019) start from the following equation

$$D^{(0)} \nabla_{\mathbf{X}}^4 W(\mathbf{X}) - Ph\omega^2 W(\mathbf{X}) = 0, \\ \text{or } \left(\nabla_{\mathbf{X}}^4 - \frac{Ph}{D^{(0)}} \omega^2 \right) W(\mathbf{X}) = 0, \quad \mathbf{X} \in \chi \subseteq \mathbb{R}^2, \quad (1.1)$$

where h is the plate thickness, P is the mass density, $W(\mathbf{X})$ is the amplitude and ω is the frequency of time-harmonic transverse waves, and $D^{(0)} = Eh^3/12(1 - \nu^2)$ is the bending rigidity. They next transform the governing equation under an invertible transformation $\mathcal{F} : \chi \rightarrow \Omega$, where $\mathbf{x} = \mathcal{F}(\mathbf{X})$, $\mathbf{F} = \nabla_{\mathbf{X}} \mathbf{x}$, and $J = \det \mathbf{F}$, using (Norris 2008, Lemma 2.1) twice and obtain

$$\left(\nabla \cdot J^{-1} \mathbf{F} \mathbf{F}^T \nabla J \nabla \cdot J^{-1} \mathbf{F} \mathbf{F}^T \nabla - \frac{Ph}{JD^{(0)}} \omega^2 \right) W(\mathbf{x}) = 0, \quad \mathbf{x} \in \Omega. \quad (1.2)$$

We will show that applying (Norris 2008, Lemma 2.1) twice, one assumes that the gradients of (out-of-plane) displacements and the gradients of the Laplacian of displacements in the physical and virtual plates are related by the Piola transformation. Surprisingly, in none of the works that use this lemma to transform the biharmonic equation (1.1) is there any discussion of these strong assumptions and whether they are compatible with the fact that displacements in the physical and virtual plates are required to be equal. In particular, we show in Sect. 4.1 that taking these assumptions into account, the cloaking map is forced to isometrically transform the governing equa-

tions of the virtual plate to those of the physical plate. In other words, the physical plate is forced to be identical to the virtual plate. Therefore, this formulation does not lead to cloaking; the physical and virtual plates are essentially the same elastic plate. Furthermore, we will explain that ignoring these assumptions and what constraints they impose on the cloaking map has resulted in obtaining incorrect transformed fields for the physical plate.

More recently, Pomot et al. (2019) pointed out some shortcomings of Colquitt et al. (2014)'s work¹ and attempted to formulate the flexural cloaking problem. They start from the classical biharmonic governing equation for isotropic Kirchhoff–Love plates. They point out that Farhat et al. (2009a)'s approach does not take into account the full complexity of flexural waves in anisotropic media. They correctly observe that setting the transformation in Colquitt et al. (2014) equal to the identity, one does not recover the expected rigidity of the homogeneous isotropic plate, and the flexural rigidity is not positive definite. They state that “It seems to us that there are several solutions to the equation $(D_{ijkl}w,kl)_{,ij} = D_0\Delta(\Delta w)$ for D_{ijkl} and that applying twice the Lemma 2.1. proposed by Norris in [11] breaks the initial structure of the equation, leading to the solution proposed in [4].” This statement is incorrect. We will show in detail in Sect. 4.1.2 that applying Norris's lemma twice does not break the structure of the equation. Rather, one recovers the same underlying PDE if the restrictions imposed on the cloaking map are taken into account properly. They mention that they use a backward transformation Φ in the sense that their transformation goes from the transformed space (virtual plate) to the original space (physical plate). However, it is not clear what type of coordinate transformation is being used as they do not distinguish between spatial and referential coordinate transformations. Their statements before their Eq. (6) (“We believe that to capture the full complexity of flexural waves the most complex equation of motion between the two spaces should be considered. By doing this we ensure the reciprocity of the transformation.”) are a bit misleading. By the first statement they mean considering the most general anisotropic plates. However, this is not necessary if one works with the tensorial form of the elastic constants of an isotropic plate (see (4.16)). For cloaking problems one must consider bijective mappings, and all the cloaking transformations are by construction “reciprocal.”

Pomot et al. (2019) consider two spaces E and e related by the mapping Φ (which they call the geometrical transformation) such that $F = \nabla_x X$, denotes the Jacobian of Φ , $J = \det \Phi$, and $\Gamma_{Iij} = \frac{\partial^2 X_I}{\partial x_i \partial x_j}$, which they call the Hessian matrix. The flexural rigidities, mass densities, and infinitesimal displacements in E and e are denoted by (D_{IJKL}, P, U) and (D_{ijkl}, ρ, u) , respectively. They write the total energy density in the transformed space as $\mathcal{E} = \mathcal{W} + \mathcal{T}$, where $\mathcal{W} = \int_e \frac{1}{2} u_{,ij} D_{ijkl}(\mathbf{x}) u_{,kl} dv$, and $\mathcal{T} = \int_e \frac{1}{2} \rho(\mathbf{x}) h \dot{u}^2 dv$, with h being the plate thickness.² In the initial space, they write the Hamiltonian as $\mathcal{E}_0 = \mathcal{W}_0 + \mathcal{T}_0$. They determine D_{IJKL} , N_{IJ} , and

¹ They, however, do not provide a clear mathematical reasoning as to why Colquitt et al. (2014)'s formulation is incorrect.

² One should note that in formulating a cloaking problem one can either transform the action and then use Hamilton's principle for the transformed action or simply transform the Euler–Lagrange equations if they are derived covariantly, i.e., the tensorial form of all quantities are retained and there is a clear distinction between the referential and spatial coordinates.

S_I (their Eq. (14)).³ They correctly observe that under a (cloaking) transformation the minor and major symmetries of the elastic constants are preserved. Their next statement “the transformed equation does not verify in general the equilibrium equation $N_{IJJ,J} + S_I = 0$.” is incorrect. We show in Sects. 4.1 and 4.2 that the equilibrium equations for a finitely deformed plate for a generic radial cloaking transformation do not put any extra constraints on the cloaking map as long as the cloaking map satisfies the *cloaking compatibility equations* (4.22). Furthermore, their formulation is missing the important constraint $D_{ijkl}F_{li}F_{jj}\Gamma_{Kkl} = D_{ijkl}F_{Kk}F_{ll}\Gamma_{Jij}$ (the *cloak-ing compatibility equation*) that puts severe restrictions on the cloaking map. This constraint is a consequence of the fact that the coefficient of the third derivative of U must be identical in the governing equations of the two plates. This has been ignored in their work. We derive and discuss the constraints of this type in their general form for Kirchoff–Love plates (see Eq. (4.22)) and for plates with both the in-plane and out-of-plane displacements (see Remark 4.9).

Pomot et al. (2019) suggest linear (cloaking) transformations (i.e., a cloaking map with a constant derivative map). These maps satisfy the cloaking compatibility equations, but are inadmissible because they do not satisfy the continuity equations on the outer boundary of the cloak (see Remark 4.4). In particular, we illustrate that the cloaking map needs to fix the outer boundary of the cloak up to the third order. Therefore, a cloak cannot be constructed using the piecewise linear mapping suggested by Pomot et al. (2019). This is the main reason that their numerical results do not illustrate reasonable cloaking in the sense that the wave pattern outside their cloak deviates significantly from what one expects when there is a tiny hole in the plate (i.e., the wave pattern outside a tiny hole which is expected to be uniform). It should be emphasized that in transformation cloaking, one seeks to design a cloak such that the solution of the boundary-value problem of a tiny hole in a uniform and isotropic plate under the same load is attained outside the cloak in the physical problem. To achieve this, it is necessary that outside the cloak the boundary-value problems of a finite hole surrounded with the cloak and that of the tiny hole be subjected to the same boundary conditions. This, in turn, implies that the two boundary-value problems must have the same traction boundary conditions on the outer boundary of the cloak. It is straightforward to verify that linear mappings do not satisfy this condition.

Pomot et al. (2019)’s numerical results in their Fig. 4 do not really show cloaking. These plots (similar to all the other similar results in the literature) are misleading. These numerical results do not even prove approximate cloaking. This is actually acknowledged by the authors: “However, it is also noticeable that a visible amount of the energy is scattered backwards.” One should note that a cloaking transformation is a map between two boundary-value problems and not just two PDEs. Pomot et al. (2019) similar to all the other existing works in the literature completely ignore boundary and continuity equations. They make a big deal of their “backward” transformation. A cloaking map is a bijection. One can either transform the governing equations of the virtual plate and find those of the physical plate or start from the governing equations of the physical plate and derive those of the virtual plate. No direction should be

³ Note the typo in the expression for S_I in their Eq. (14).

preferable. However, it is important to use the tensorial form of the isotropic elastic constants when one starts from the virtual plate.

The approach of this paper for formulating transformation cloaking in elastic plates.

In this paper, in order to obtain the governing equations of an elastic plate, we first obtain those of a nonlinear elastic shell. This is crucial in order to properly account for the variations of the referential and spatial geometric objects of a surface. An elastic shell is modeled by an orientable two-dimensional Riemannian submanifold embedded in the Euclidean space. The geometry of the shell is, thus, characterized by its first and second fundamental forms that, respectively, represent the intrinsic (in-plane) and extrinsic (out-of-plane) geometries of the surface. Utilizing a Lagrangian field theory, we derive the governing equations of motion. To account for the contribution of body forces and body moments associated with the variations of the position and the orientation (i.e., the normal vector) of the surface, we use the Lagrange–d’Alembert principle. The linearized governing equations for initially stress-free shells and also for elastic shells with non-vanishing initial stress, couple-stress, and initial body forces and moments are also derived.

Next, the transformation cloaking problem for Kirchoff–Love plates is formulated. We start with the balance of linear momentum for the virtual plate with uniform elastic properties in the absence of initial stress (and couple-stress) and initial body forces (and moments). The governing equation of the virtual plate is then transformed to that of the physical plate up to an unknown scalar field in order to provide an extra degree of freedom, which adds more flexibility in the formulation. The physical plate is subjected to initial stress and tangential body forces that are determined using the elastic constants of the virtual plate and the cloaking map. The transformed couple-stress is then determined. It is seen that the cloaking map needs to satisfy certain conditions on the boundaries of the cloak and the hole. In particular, we show that the cloaking transformation needs to fix the outer boundary of the cloak up to the third order.

The pure bending assumption is then relaxed and the transformation cloaking problem of an elastic plate, for which both the in-plane and the out-of-plane displacements are allowed, is formulated. To our best knowledge, this has not been discussed in the literature. For such plates, in addition to the flexural rigidity, one needs to consider the in-plane rigidity (stiffness), along with the tensor of elastic constants corresponding to the coupling between the in-plane and the out-of-plane deformations. The physical plate is subjected to initial stress, initial body forces (normal and tangential) and moments. Also, we allow the physical plate to undergo finite in-plane deformations while remaining flat. The virtual plate is assumed to have uniform elastic parameters with vanishing pre-stress and body forces (and moments). The governing equations of the virtual plate are then mapped to those of the physical plate. There are two sets of governing equations (i.e., in-plane and out-of-plane) that need to be simultaneously transformed under a cloaking map. The pre-stress, initial body forces, and moments, along with the elastic parameters of the physical plate, are then determined, and the symmetries of the elastic constants in the physical problem are discussed.

Summary of the transformation cloaking formulation in elastic plates and the main results.

- We start by deriving the governing equations of nonlinear shells using a variational approach. We clearly distinguish between referential and spatial coordinates and linearize the shell governing equations with respect to an initially flat configuration that can, in general, be stressed. The resulting linearized governing equations can distinguish between referential and spatial transformations (changes of coordinates).
- We formulate the problem of elastodynamic transformation cloaking for elastic plates in a general setting, where we allow finite initial stress, couple-stress, body forces, and body moments. We discuss boundary and continuity conditions on the surface of the hole and the boundary of the cloak and the restrictions they impose on the cloaking map.
- We formulate the transformation cloaking problem for Kirchhoff–Love plates. The goal is to transform the boundary-value problem of an isotropic and homogeneous elastic plate with a tiny hole to that of a generally anisotropic and inhomogeneous pre-stressed plate with body forces. In doing so, we consider the equilibrium equations of the physical and virtual plates, where the referential and spatial indices are clearly distinguished. We show that transforming the classical biharmonic equation, in which the referential and spatial indices are not distinguished, under a cloaking map does not lead to a unique elasticity tensor for the cloak; instead one should start from the tensorial form of the governing equation (4.14). Assuming a generic radial cloaking map, we show that cloaking a circular hole in Kirchhoff–Love plates is not possible (Proposition 4.5).
- We discuss the possibility of transformation cloaking for elastic plates with both in-plane and out-of-plane displacements. This problem involves transforming the in-plane and out-of-plane governing equations simultaneously. We show that cloaking a circular hole in a plate with both in-plane and out-of-plane displacements using a general radial cloaking map is not possible (Proposition 4.15). Finally, we prove that if in the virtual plate the tensor of elastic constants corresponding to the coupling between the in-plane and the out-of-plane deformations is positive definite, then cloaking is not possible for any hole covered by a cloak with an arbitrary shape.
- Our analysis suggests that exact cloaking of flexural waves is not possible. The path forward is to formulate approximate cloaking as an optimal design problem.

This paper is structured as follows: In Sect. 2, we tersely review some elements of the differential geometry and the kinematics of embedded hypersurfaces in three-dimensional Riemannian manifolds. The governing equations of nonlinear elastic shells are derived in Sect. 3. We then obtain the equations of motion of linear initially stress-free and pre-stressed elastic shells (and thus, plates) by linearizing the nonlinear shell equations.⁴ In Sect. 4, the problem of transformation cloaking in elastic plates is formulated. We discuss how the geometry of the physical and virtual shells as well as the boundary conditions in the physical and virtual problems are

⁴ On a first reading, the reader can skip Sects. 2 and 3 and go directly to Sect. 4.

related under a cloaking transformation. In Sect. 4.1, we formulate the transformation cloaking problem for Kirchoff–Love plates and study the example of a circular cloak assuming a generic radial cloaking map. Next, we relax the pure bending assumption and formulate the transformation cloaking problem for an elastic plate in the presence of both in-plane and out-of-plane displacements in Sect. 4.2. We solve the example of a circular cloak using a radial cloaking map. Finally, we discuss the obstruction to transformation cloaking for a hole of arbitrary shape. Conclusions are given in Sect. 5.

2 Differential Geometry of Surfaces

In this section, we briefly review some concepts of the geometry of two-dimensional embedded surfaces in three-manifolds and the kinematics of elastic shells (see Hicks 1965; do Carmo 1992; Sadik et al. 2016 for more detailed discussions).

2.1 Geometry of an Embedded Surface

Consider an orientable Riemannian manifold $(\mathcal{B}, \bar{\mathbf{G}})$, and let $(\mathcal{H}, \mathbf{G})$ be an orientable two-dimensional Riemannian submanifold of $(\mathcal{B}, \bar{\mathbf{G}})$ such that \mathbf{G} is the induced metric on \mathcal{H} , i.e., $\mathbf{G} = \bar{\mathbf{G}}|_{\mathcal{H}}$. Let us denote the space of smooth vector fields on \mathcal{H} and \mathcal{B} by $\mathcal{X}(\mathcal{H})$ and $\mathcal{X}(\mathcal{B})$, respectively. First, we note that for any $X \in \mathcal{B}$,

$$T_X \mathcal{B} = T_X \mathcal{H} \otimes (T_X \mathcal{H})^\perp, \tag{2.1}$$

that is any vector field $\mathbf{W} \in T_X \mathcal{B}$ may be uniquely written as sum of a vector $\mathbf{W}^\top \in T_X \mathcal{H}$ (which is tangent to \mathcal{H}) and a vector $\mathbf{W}^\perp := \mathbf{W} - \mathbf{W}^\top$ (which is normal to \mathcal{H} , i.e., $\mathbf{W}^\perp \in (T_X \mathcal{H})^\perp$). Given the Levi–Civita connection $\bar{\nabla}$ of the Riemannian manifold $(\mathcal{B}, \bar{\mathbf{G}})$, the induced Levi–Civita connection on $(\mathcal{H}, \mathbf{G})$ is denoted by ∇ and is given by

$$\nabla_X \mathbf{Y} = \bar{\nabla}_{\bar{\mathbf{X}}} \bar{\mathbf{Y}} - \bar{\mathbf{G}}(\bar{\nabla}_{\bar{\mathbf{X}}} \bar{\mathbf{Y}}, \bar{\mathbf{N}}) \bar{\mathbf{N}}, \quad \forall \mathbf{X}, \mathbf{Y} \in \mathcal{X}(\mathcal{H}), \tag{2.2}$$

where $\bar{\mathbf{X}}, \bar{\mathbf{Y}} \in \mathcal{X}(\mathcal{B})$ are arbitrary local extensions of \mathbf{X} and \mathbf{Y} (i.e., $\bar{\mathbf{X}}(X) = \mathbf{X}(X)$, $\bar{\mathbf{Y}}(X) = \mathbf{Y}(X)$, $\forall X \in \mathcal{H}$), and $\bar{\mathbf{N}} \in \mathcal{X}(\mathcal{H})^\perp$ is the smooth unit normal vector field to \mathcal{H} with $\bar{\mathbf{N}}$ being its local extension. The second fundamental form of the hypersurface \mathcal{H} is a bilinear and symmetric mapping $\mathbf{B} : \mathcal{X}(\mathcal{H}) \times \mathcal{X}(\mathcal{H}) \rightarrow \mathcal{X}(\mathcal{H})^\perp$ given by

$$\mathbf{B}(\mathbf{X}, \mathbf{Y}) = \bar{\nabla}_{\bar{\mathbf{X}}} \bar{\mathbf{Y}} - \nabla_X \mathbf{Y}, \quad \forall \mathbf{X}, \mathbf{Y} \in \mathcal{X}(\mathcal{H}). \tag{2.3}$$

The set of symmetric $\binom{0}{2}$ -tensors on \mathcal{H} is indicated by $\Gamma(S^2 T^* \mathcal{H})$. The second fundamental form can be considered as the symmetric tensor $\mathbf{B} \in \Gamma(S^2 T^* \mathcal{H})$ defined with

a slight abuse of notation as⁵

$$\mathbf{B}(\mathbf{X}, \mathbf{Y}) = \bar{\mathbf{G}}(\bar{\nabla}_{\bar{\mathbf{X}}}\bar{\mathbf{Y}}, \bar{\mathbf{N}}) = -\bar{\mathbf{G}}(\bar{\nabla}_{\bar{\mathbf{X}}}\bar{\mathbf{N}}, \bar{\mathbf{Y}}), \quad \forall \mathbf{X}, \mathbf{Y} \in \mathcal{X}(\mathcal{H}), \tag{2.5}$$

which is known as the *Weingarten formula*. The covariant derivative extends to tensors in $S^2T^*\mathcal{H}$ in a natural way ($\mathbf{X}, \mathbf{Y}, \mathbf{Z} \in \mathcal{X}(\mathcal{H})$):

$$(\nabla_{\mathbf{X}}\mathbf{A})(\mathbf{Y}, \mathbf{Z}) = \mathbf{X}(\mathbf{A}(\mathbf{Y}, \mathbf{Z})) - \mathbf{A}(\nabla_{\mathbf{X}}\mathbf{Y}, \mathbf{Z}) - \mathbf{A}(\mathbf{Y}, \nabla_{\mathbf{X}}\mathbf{Z}), \quad \forall \mathbf{A} \in \Gamma(S^2T^*\mathcal{H}). \tag{2.6}$$

The curvature tensor $\bar{\mathcal{R}}$ associated with the Riemannian manifold $(\mathcal{B}, \bar{\mathbf{G}})$ is defined as

$$\bar{\mathcal{R}}(\mathbf{X}, \mathbf{Y}, \mathbf{Z}, \mathbf{T}) = \bar{\mathbf{G}}(\bar{\mathbf{R}}(\mathbf{X}, \mathbf{Y})\mathbf{Z}, \mathbf{T}), \quad \forall \mathbf{X}, \mathbf{Y}, \mathbf{Z}, \mathbf{T} \in \mathcal{X}(\mathcal{B}), \tag{2.7}$$

where $\bar{\mathbf{R}}(\mathbf{X}, \mathbf{Y}) : \mathcal{X}(\mathcal{B}) \rightarrow \mathcal{X}(\mathcal{B})$, the Riemann curvature tensor, is given by

$$\bar{\mathbf{R}}(\mathbf{X}, \mathbf{Y})\mathbf{Z} = \bar{\nabla}_{\mathbf{Y}}\bar{\nabla}_{\mathbf{X}}\mathbf{Z} - \bar{\nabla}_{\mathbf{X}}\bar{\nabla}_{\mathbf{Y}}\mathbf{Z} + \bar{\nabla}_{[\mathbf{X}, \mathbf{Y}]}\mathbf{Z}, \quad \mathbf{Z} \in \mathcal{X}(\mathcal{B}), \tag{2.8}$$

with $[\mathbf{X}, \mathbf{Y}]$ indicating the Lie brackets of \mathbf{X} and \mathbf{Y} , i.e., in components, $[\mathbf{X}, \mathbf{Y}]^a = \frac{\partial Y^a}{\partial x^b} X^b - \frac{\partial X^a}{\partial x^b} Y^b$. The Riemann curvature tensor has the following components

$$\bar{\mathcal{R}}_{ABCD} = \left(\bar{\Gamma}^K{}_{AC,B} - \bar{\Gamma}^K{}_{BC,A} + \bar{\Gamma}^L{}_{AC}\bar{\Gamma}^K{}_{BL} - \bar{\Gamma}^L{}_{BC}\bar{\Gamma}^K{}_{AL} \right) \bar{G}_{KD}. \tag{2.9}$$

Note that the components of the Christoffel symbols of the connection $\bar{\nabla}$ read

$$\bar{\Gamma}^A{}_{BC} = \frac{1}{2}\bar{G}^{AK}(\bar{G}_{KB,C} + \bar{G}_{KC,B} - \bar{G}_{BC,K}), \tag{2.10}$$

where a comma preceding a subscript denotes partial differentiation with respect to that subscript. The curvature tensor \mathcal{R} for the hyperplane is similarly defined by the induced metric \mathbf{G} and connection ∇ on \mathcal{H} . The *Gauss equation* reads

$$\bar{\mathcal{R}}(\bar{\mathbf{X}}, \bar{\mathbf{Y}}, \bar{\mathbf{Z}}, \bar{\mathbf{T}}) = \mathcal{R}(\mathbf{X}, \mathbf{Y}, \mathbf{Z}, \mathbf{T}) - \mathbf{B}(\mathbf{X}, \mathbf{Z})\mathbf{B}(\mathbf{Y}, \mathbf{T}) + \mathbf{B}(\mathbf{X}, \mathbf{T})\mathbf{B}(\mathbf{Y}, \mathbf{Z}). \tag{2.11}$$

⁵ A linear connection is said to be compatible with a metric $\bar{\mathbf{G}}$ on the manifold provided that

$$\bar{\nabla}_{\bar{\mathbf{X}}}\langle \bar{\mathbf{Y}}, \bar{\mathbf{Z}} \rangle_{\bar{\mathbf{G}}} = \langle \bar{\nabla}_{\bar{\mathbf{X}}}\bar{\mathbf{Y}}, \bar{\mathbf{Z}} \rangle_{\bar{\mathbf{G}}} + \langle \bar{\mathbf{Y}}, \bar{\nabla}_{\bar{\mathbf{X}}}\bar{\mathbf{Z}} \rangle_{\bar{\mathbf{G}}}, \tag{2.4}$$

where $\langle \cdot, \cdot \rangle_{\bar{\mathbf{G}}}$ is the inner product induced by the metric $\bar{\mathbf{G}}$. It is straightforward to show that $\bar{\nabla}$ is compatible with $\bar{\mathbf{G}}$ if and only if $\bar{\nabla}\bar{\mathbf{G}} = \mathbf{0}$, or, in components

$$\bar{G}_{AB|C} = \frac{\partial \bar{G}_{AB}}{\partial X^C} - \bar{\Gamma}^S{}_{CA}\bar{G}_{SB} - \bar{\Gamma}^S{}_{CB}\bar{G}_{AS} = 0.$$

On any Riemannian manifold $(\mathcal{B}, \bar{\mathbf{G}})$ the Levi-Civita connection is the unique linear connection $\bar{\nabla}^{\bar{\mathbf{G}}}$ that is compatible with $\bar{\mathbf{G}}$ and is symmetric (torsion-free). Note that the metric compatibility of $\bar{\nabla}$ (see (2.4)) and the fact that $\bar{\mathbf{G}}(\bar{\mathbf{N}}, \bar{\mathbf{Y}}) = 0$ are used in deriving the second equality in (2.5).

The *Codazzi–Mainardi* equation is written as

$$\bar{\mathcal{R}}(\bar{\mathbf{X}}, \bar{\mathbf{Y}}, \bar{\mathbf{Z}}, \mathbf{N}) = (\nabla_{\mathbf{Y}}\mathbf{B})(\mathbf{X}, \mathbf{Z}) - (\nabla_{\mathbf{X}}\mathbf{B})(\mathbf{Y}, \mathbf{Z}). \tag{2.12}$$

Consider a local coordinate chart $\{X^1, X^2, X^3\}$ for $(\mathcal{B}, \bar{\mathbf{G}})$ such that $\{X^1, X^2\}$ is a local chart for $(\mathcal{H}, \mathbf{G})$ and \mathbf{N} , the unit normal vector to \mathcal{H} , is in the direction $\partial/\partial X^3$ at any point of the hypersurface. The metric of \mathcal{B} in this coordinate chart has the following representation

$$\bar{\mathbf{G}}(X) = \begin{bmatrix} \bar{G}_{11}(X) & \bar{G}_{12}(X) & \bar{G}_{13}(X) \\ \bar{G}_{12}(X) & \bar{G}_{22}(X) & \bar{G}_{23}(X) \\ \bar{G}_{13}(X) & \bar{G}_{23}(X) & \bar{G}_{33}(X) \end{bmatrix}. \tag{2.13}$$

The first fundamental form of the hypersurface is given by

$$\mathbf{G}(X) = \bar{\mathbf{G}}(X)|_{\mathcal{H}} = \begin{bmatrix} \bar{G}_{11}(X) & \bar{G}_{12}(X) \\ \bar{G}_{12}(X) & \bar{G}_{22}(X) \end{bmatrix}, \quad \forall X \in \mathcal{H}. \tag{2.14}$$

Therefore, the Christoffel symbols associated with the induced connection ∇ read

$$\Gamma^A{}_{BC} = \frac{1}{2}G^{AK} (G_{KB,C} + G_{KC,B} - G_{BC,K}), \quad A, B, C, K = 1, 2. \tag{2.15}$$

The second fundamental form of the hypersurface is obtained as

$$B_{AB}(X) = \bar{\Gamma}^3{}_{AB}(X), \quad A, B = 1, 2, \quad \forall X \in \mathcal{H}, \tag{2.16}$$

where $\bar{\Gamma}^A{}_{BC}$ are the Christoffel symbols of the Levi–Civita connection $\bar{\nabla}$. Thus,⁶

$$B_{AB}(X) = -\frac{1}{2} \frac{\partial \bar{G}_{AB}}{\partial X^3} \Big|_{\mathcal{H}}(X), \quad A, B = 1, 2, \quad \forall X \in \mathcal{H}. \tag{2.17}$$

The fundamental theorem of surface theory implies that the geometry of the hypersurface \mathcal{H} is fully determined by its first and second fundamental forms \mathbf{G} and \mathbf{B} , respectively.⁷ The Gauss and Codazzi–Mainardi equations given in (2.11) and (2.12)

⁶ Note that for $X \in \mathcal{H}$, the metric (2.13) has the following representation

$$\bar{\mathbf{G}}(X) = \begin{bmatrix} \bar{G}_{11}(X) & \bar{G}_{12}(X) & 0 \\ \bar{G}_{12}(X) & \bar{G}_{22}(X) & 0 \\ 0 & 0 & 1 \end{bmatrix},$$

which using (2.10) and (2.16), implies (2.17).

⁷ Note that the first and the second fundamental forms of \mathcal{H} can be expressed in terms of the metric of the embedding space \mathcal{B} given by $\begin{bmatrix} \bar{G}_{11} & \bar{G}_{12} \\ \bar{G}_{12} & \bar{G}_{22} \end{bmatrix}(X)$, $X \in \mathcal{B}$, which in turn, fully characterizes the geometry of \mathcal{H} .

in the local coordinate chart $\{X^1, X^2, X^3\}$ reduce in components to

$$\begin{aligned} \bar{\mathcal{R}}_{1212} - \mathcal{R}_{1212} &= B_{12}B_{12} - B_{11}B_{22}, \\ \bar{\mathcal{R}}_{1213} &= B_{11|2} - B_{12|1}, \\ \bar{\mathcal{R}}_{2123} &= B_{22|1} - B_{12|2}, \end{aligned} \tag{2.18}$$

where the covariant derivatives correspond to the Levi–Civita connection ∇ of $(\mathcal{H}, \mathbf{G})$ with Christoffel symbols Γ^C_{AB} . Note that in components: $B_{AB|C} = B_{AB,C} - \Gamma^K_{AC}B_{KB} - \Gamma^K_{BC}B_{AK}$.

2.2 Kinematics of Shells

A shell is a 3D body whose thickness compared to its other dimensions is very small. Thus, it can be idealized as a two-dimensional Riemannian submanifold $(\mathcal{H}, \mathbf{G}, \mathbf{B})$ of the Riemannian manifold $(\mathcal{B}, \bar{\mathbf{G}})$.⁸ Let us denote the ambient space by the Riemannian manifold $(\mathcal{S}, \bar{\mathbf{g}})$, where $\bar{\mathbf{g}}$ is the standard Euclidean metric. The shell is specified by $(\mathcal{H}, \mathbf{G}, \mathbf{B})$ and $(\varphi_t(\mathcal{H}), \mathbf{g}, \boldsymbol{\theta})$ in the reference and the current configurations, respectively, where $\varphi_t : \mathcal{H} \rightarrow \mathcal{S}$ is a motion (or a deformation) of \mathcal{H} in \mathcal{S} , and the first and the second fundamental forms of the deformed shell $\varphi_t(\mathcal{H})$ are denoted by $\mathbf{g} = \bar{\mathbf{g}}|_{\varphi_t(\mathcal{H})}$ and $\boldsymbol{\theta} \in \Gamma(S^2T^*\varphi(\mathcal{H}))$, respectively.⁹ Let us denote the Levi–Civita connections of \mathbf{g} and $\bar{\mathbf{g}}$ by $\nabla^{\mathbf{g}}$ and $\bar{\nabla}^{\bar{\mathbf{g}}}$, respectively. The smooth unit normal vector field of $\varphi(\mathcal{H})$ is denoted by $\mathbf{n} \in \mathcal{X}(\varphi(\mathcal{H}))^\perp$. As the ambient space \mathcal{S} is flat, the Gauss and Codazzi–Mainardi equations for the Riemannian hypersurface in its current configuration $(\varphi(\mathcal{H}), \mathbf{g})$ are written as

$$\begin{aligned} \mathbf{R}(\mathbf{x}, \mathbf{y}, \mathbf{z}, \mathbf{w}) &= \boldsymbol{\theta}(\mathbf{x}, \mathbf{z})\boldsymbol{\theta}(\mathbf{y}, \mathbf{w}) - \boldsymbol{\theta}(\mathbf{x}, \mathbf{w})\boldsymbol{\theta}(\mathbf{y}, \mathbf{z}), \\ (\nabla_{\mathbf{x}}^{\mathbf{g}}\boldsymbol{\theta})(\mathbf{y}, \mathbf{z}) &= (\nabla_{\mathbf{y}}^{\mathbf{g}}\boldsymbol{\theta})(\mathbf{x}, \mathbf{z}), \end{aligned} \tag{2.19}$$

for any smooth vector fields $\mathbf{x}, \mathbf{y}, \mathbf{z}, \mathbf{w} \in \mathcal{X}(\varphi(\mathcal{H}))$, and \mathbf{R} is the Riemannian curvature of the deformed surface $\varphi(\mathcal{H})$.

The deformation gradient is defined as the tangent map of $\varphi_t : \mathcal{H} \rightarrow \varphi_t(\mathcal{H})$, i.e., $\mathbf{F}(X) = T\varphi_t(X) : T_X\mathcal{H} \rightarrow T_{\varphi_t(X)}\varphi_t(\mathcal{H})$. The right Cauchy–Green deformation tensor is defined as the pull-back of the induced metric on the deformed hypersurface $\varphi_t(\mathcal{H})$ by φ_t , i.e., $\mathbf{C}^b = \varphi_t^*\mathbf{g}$ (in components, $C_{AB} = F^a_A F^b_B g_{ab}$, $A, B = 1, 2$). The Jacobian of the deformation J relates the deformed and undeformed Riemannian

⁸ See (Simo et al. 1988) for another equivalent way of characterizing the configuration space of a plate.

⁹ Note that in coordinates (x^1, x^2, x^3) , for which x^3 is the outward normal direction, the second fundamental form of the deformed shell is expressed as

$$\theta_{ab} = -\frac{1}{2} \frac{\partial \bar{g}_{ab}}{\partial x^3} \Big|_{\varphi(\mathcal{H})}(x), \quad a, b = 1, 2, \quad \forall x \in \varphi(\mathcal{H}).$$

surface elements as $ds(\varphi_t(X), \mathbf{g}) = JdS(X, \mathbf{G})$, where

$$J = \sqrt{\frac{\det \mathbf{g}}{\det \mathbf{G}}} \det \mathbf{F}. \tag{2.20}$$

The material (or Lagrangian) strain tensor $\mathbf{E} \in \Gamma(S^2T^*\mathcal{H})$ is defined as $\mathbf{E} = \frac{1}{2}(\mathbf{C} - \mathbf{G})$. Alternatively, one can define the spatial strain tensor as $\mathbf{e} = \frac{1}{2}(\mathbf{g} - \mathbf{c})$, where $\mathbf{c} = \varphi_{t*}\mathbf{G}$. Note that the material and spatial strain measures are intrinsic in the sense that they only capture changes in the first fundamental form of the surface. Therefore, one needs to define the extrinsic strain measures in order to take into account variations in the second fundamental form of the surface as well. The extrinsic material strain tensor is given by

$$\mathbf{H} = \frac{1}{2}(\Theta - \mathbf{B}), \tag{2.21}$$

where $\Theta = \varphi_t^*\theta$. Similarly, the spatial extrinsic strain tensor can be defined as $\mathbf{h} = \frac{1}{2}(\theta - \beta)$, where $\beta = \varphi_{t*}\mathbf{B}$. It is straightforward to see that $\mathbf{h} = \varphi_{t*}\mathbf{H}$.

One can pull back the spatial Gauss and Codazzi–Mainardi equations (2.19) by φ and obtain the following shell compatibility equations (see Angoshtari and Yavari 2015; Sadik et al. 2016)

$$\begin{aligned} \mathbf{R}^C(\mathbf{X}, \mathbf{Y}, \mathbf{Z}, \mathbf{W}) &= \Theta(\mathbf{X}, \mathbf{Z})\Theta(\mathbf{Y}, \mathbf{W}) - \Theta(\mathbf{X}, \mathbf{W})\Theta(\mathbf{Y}, \mathbf{Z}), \\ (\nabla_{\mathbf{X}}^C \Theta)(\mathbf{Y}, \mathbf{Z}) &= (\nabla_{\mathbf{Y}}^C \Theta)(\mathbf{X}, \mathbf{Z}), \end{aligned} \tag{2.22}$$

where ∇^C and \mathbf{R}^C are the Levi–Civita connection and the Riemannian curvature of the Riemannian (convected) manifold $(\mathcal{H}, \mathbf{C})$. Note that (2.22) gives the necessary and locally sufficient conditions for the existence (and uniqueness up to isometries of $\mathcal{S} = \mathbb{R}^3$ when \mathcal{H} is simply connected) of a deformation mapping (configuration) of \mathcal{H} with given deformation tensors \mathbf{C} and Θ . In the coordinate chart $\{X^1, X^2, X^3\}$, (2.22) is written as

$$\begin{aligned} R_{1212}^C &= \Theta_{11}\Theta_{22} - \Theta_{12}\Theta_{12}, \\ \Theta_{11||2} &= \Theta_{12||1}, \\ \Theta_{22||1} &= \Theta_{12||2}, \end{aligned} \tag{2.23}$$

where $||$ denotes the covariant derivative with respect to the Levi–Civita connection ∇^C .¹⁰ Recall that one may write the components of \mathbf{C}^b and Θ^b in terms of the deformation mapping $\varphi : \mathcal{H} \rightarrow \mathbb{R}^3$ in a local chart $\{X, Y\}$ on \mathcal{H} as follows

$$C_{AB} = \varphi_{,A} \cdot \varphi_{,B}, \quad \Theta_{AB} = \varphi_{,AB} \cdot \frac{\varphi_{,X} \times \varphi_{,Y}}{\|\varphi_{,X} \times \varphi_{,Y}\|}, \tag{2.24}$$

¹⁰ See (Ericksen and Truesdell 1957, P.313) for a discussion on the compatibility equations of a Cosserat shell with deformable directors.

where the dot product, the cross product, and the standard norm in \mathbb{R}^3 are denoted by “ \cdot ,” “ \times ,” and “ $\| \cdot \|$,” respectively. Note that expressing the first and the second fundamental forms in terms of the motion φ , the shell compatibility equations (2.22) are trivially satisfied.

2.3 Velocity and Acceleration Vector Fields

The material velocity is defined as the mapping $\mathbf{V} : \mathcal{H} \times \mathbb{R} \rightarrow TS$ such that $\mathbf{V}(X, t) = \frac{\partial \varphi_X(t)}{\partial t} \in T_{\varphi_X(t)}\mathcal{S}$, $\forall X \in \mathcal{H}$. The material velocity can be decomposed at any point $X \in \mathcal{H}$ as $\mathbf{V}_X(t) = \mathbf{V}_X^\top(t) + \mathbf{V}_X^\perp(t)$, where $\mathbf{V}_X^\top(t) \in T_{\varphi_t(X)}\varphi_t(\mathcal{H})$ is parallel and $\mathbf{V}_X^\perp(t) \in (T_{\varphi_t(X)}\varphi_t(\mathcal{H}))^\perp$ is normal to the shell in its current configuration. The spatial velocity is defined as $\mathbf{v}(x, t) = \mathbf{V}(\varphi_t^{-1}(x), t)$, which is a vector field on $\varphi_t(\mathcal{H})$ at a fixed time t . Note that at any time t the deformation mapping $\varphi_t : \mathcal{H} \rightarrow \mathcal{S}$ is a smooth embedding of the shell into the ambient space. The mapping $\varphi : \mathcal{H} \times \mathbb{R} \rightarrow \mathcal{S}$, on the other hand, is not, in general, injective (see Sadik et al. 2016 for a detailed discussion). The tangent of φ is written as

$$T_{(X,t)}\varphi = \begin{bmatrix} \frac{\partial \varphi^1}{\partial X^1} & \frac{\partial \varphi^1}{\partial X^2} & \frac{\partial \varphi^1}{\partial t} \\ \frac{\partial \varphi^2}{\partial X^1} & \frac{\partial \varphi^2}{\partial X^2} & \frac{\partial \varphi^2}{\partial t} \\ \frac{\partial \varphi^3}{\partial X^1} & \frac{\partial \varphi^3}{\partial X^2} & \frac{\partial \varphi^3}{\partial t} \end{bmatrix}. \tag{2.25}$$

Notice that the first two columns in (2.25) represent the tangent map of the smooth embedding φ_t , and thus, the tangent map $T_X\varphi_t : T_X\mathcal{H} \rightarrow T_{\varphi_t(X)}\mathcal{S}$ is injective. This, in turn, implies that the first two columns are linearly independent. Also, note that the third column represents the material velocity, i.e., $\mathbf{V}(X, t) = \frac{\partial \varphi_X(t)}{\partial t}$. Therefore, $T_{(X,t)}\varphi$ is full rank if and only if $\mathbf{V}(X, t)$ is not purely tangential. The material acceleration is defined as

$$\mathbf{A}(X, t) = D_{\varphi_t}^{\bar{\mathbf{g}}} \mathbf{V}(X, t) = \bar{\nabla}_{\mathbf{V}}^{\bar{\mathbf{g}}} \mathbf{V}, \tag{2.26}$$

where $D_{\varphi_t}^{\bar{\mathbf{g}}}$ denotes the covariant time derivative along the curve $\varphi_X(t)$. Note that the material velocity is only defined on the surface $\varphi_t(\mathcal{H})$, but one needs to compute the covariant derivative of the velocity along the motion in the ambient space to find the normal and tangential components of the acceleration. Thus, one cannot, in general, compute $\bar{\nabla}_{\mathbf{V}}^{\bar{\mathbf{g}}} \mathbf{V}$ to find the acceleration components unless it is possible to define a local extension of \mathbf{V} to an open neighborhood on \mathcal{S} (see Yavari et al. 2016 for a detailed discussion). Provided that φ has a nonsingular tangent $T_{(X,t)}\varphi$ at some $(X_o, t_o) \in \mathcal{H} \times \mathbb{R}$, then by the inverse function theorem φ is a local diffeomorphism at (X_o, t_o) . Therefore, one may construct a local extension vector field \mathbf{V} on \mathcal{S} such that $\mathbf{V}(\varphi(X, t)) = \mathbf{V}(X, t) = \mathbf{v}(\varphi(X, t), t)$ in some open neighborhood of (X_o, t_o) .¹¹

¹¹ Note that $T_{(X,t)}\varphi$ (cf. (2.25)) is injective, and hence, the local extension vector field always exists, unless \mathbf{V} is purely tangential, i.e., $\mathbf{V}^\perp = \mathbf{0}$. In this case, however, one does not need a local extension to compute the acceleration unambiguously as $\mathbf{V} = \mathbf{V}^\top$, and hence, $\mathbf{A}(X, t) = \bar{\nabla}_{\mathbf{V}}^{\bar{\mathbf{g}}} \mathbf{V} = \bar{\nabla}_{\mathbf{V}^\top}^{\bar{\mathbf{g}}} \mathbf{V}^\top$.

Thus, we may proceed with computing the acceleration as follows

$$\mathbf{A}(X, t) = D_{\varphi_t}^{\bar{\mathbf{g}}} \mathbf{V}(X, t) := \bar{\nabla}_{\mathcal{V}}^{\bar{\mathbf{g}}} \mathcal{V}(\varphi(X, t)). \tag{2.27}$$

Decomposing the velocity into the normal and parallel components, one obtains

$$\mathbf{A}(X, t) = \bar{\nabla}_{\mathcal{V}}^{\bar{\mathbf{g}}} \mathcal{V}^{\top} + \bar{\nabla}_{\mathcal{V}}^{\bar{\mathbf{g}}} \mathcal{V}^{\perp}. \tag{2.28}$$

Note that

$$[\mathcal{V}, \mathcal{V}^{\top}] = \bar{\nabla}_{\mathcal{V}}^{\bar{\mathbf{g}}} \mathcal{V}^{\top} - \bar{\nabla}_{\mathcal{V}^{\top}}^{\bar{\mathbf{g}}} \mathcal{V}. \tag{2.29}$$

Thus,

$$\bar{\nabla}_{\mathcal{V}}^{\bar{\mathbf{g}}} \mathcal{V}^{\top} = [\mathcal{V}, \mathcal{V}^{\top}] + \bar{\nabla}_{\mathcal{V}^{\top}}^{\bar{\mathbf{g}}} \mathcal{V}^{\perp} + \bar{\nabla}_{\mathcal{V}^{\top}}^{\bar{\mathbf{g}}} \mathcal{V}^{\top}. \tag{2.30}$$

Using the relation (2.3) in the ambient space, one has

$$\bar{\nabla}_{\mathcal{V}^{\top}}^{\bar{\mathbf{g}}} \mathcal{V}^{\top} = \nabla_{\mathcal{V}^{\top}}^{\mathbf{g}} \mathcal{V}^{\top} + \boldsymbol{\theta}(\mathcal{V}^{\top}, \mathcal{V}^{\top})\mathbf{n}. \tag{2.31}$$

Also, letting $\mathcal{V}^{\perp} = \mathcal{V}^{\perp}\mathbf{n}$, one may write

$$\bar{\nabla}_{\mathcal{V}^{\top}}^{\bar{\mathbf{g}}} \mathcal{V}^{\perp} = \left(\mathcal{V}^{\top} [\mathcal{V}^{\perp}]\right)\mathbf{n} + \mathcal{V}^{\perp} \bar{\nabla}_{\mathcal{V}^{\top}}^{\bar{\mathbf{g}}} \mathbf{n} = \left(\mathbf{d}\mathcal{V}^{\perp} \cdot \mathcal{V}^{\top}\right)\mathbf{n} - \mathcal{V}^{\perp} \mathbf{g}^{\sharp} \cdot \boldsymbol{\theta} \cdot \mathcal{V}^{\top}, \tag{2.32}$$

where use was made of the relation (2.5) in the ambient space. Note that

$$\bar{\nabla}_{\mathcal{V}}^{\bar{\mathbf{g}}} \mathcal{V}^{\perp} = \bar{\nabla}_{\mathcal{V}}^{\bar{\mathbf{g}}} (\mathcal{V}^{\perp}\mathbf{n}) = \frac{d\mathcal{V}^{\perp}}{dt}\mathbf{n} + \mathcal{V}^{\perp} \bar{\nabla}_{\mathcal{V}}^{\bar{\mathbf{g}}} \mathbf{n}. \tag{2.33}$$

Using the metric compatibility of $\bar{\mathbf{g}}$ and (2.5), one can show that¹²

$$\mathcal{V}^{\perp} \bar{\nabla}_{\mathcal{V}}^{\bar{\mathbf{g}}} \mathbf{n} = -\mathcal{V}^{\perp} \mathbf{g}^{\sharp} \cdot \boldsymbol{\theta} \cdot \mathcal{V}^{\top} - \mathcal{V}^{\perp} (d\mathcal{V}^{\perp})^{\sharp}. \tag{2.34}$$

¹² Let $\mathbf{W} \in \mathcal{X}(\varphi_t(\mathcal{H}))$ be an arbitrary vector field defined in a neighborhood containing (X_o, t_o) . Thus, $\bar{\mathbf{g}}(\mathcal{V}^{\perp}, \mathbf{W}) = 0$, and from (2.4), $\bar{\mathbf{g}}(\bar{\nabla}_{\mathcal{V}}^{\bar{\mathbf{g}}} \mathcal{V}^{\perp}, \mathbf{W}) = -\bar{\mathbf{g}}(\mathcal{V}^{\perp}, \bar{\nabla}_{\mathcal{V}}^{\bar{\mathbf{g}}} \mathbf{W})$. Note that

$$\begin{aligned} \bar{\nabla}_{\mathcal{V}}^{\bar{\mathbf{g}}} \mathbf{W} &= [\mathcal{V}, \mathbf{W}] + \bar{\nabla}_{\mathbf{W}}^{\bar{\mathbf{g}}} \mathcal{V} = [\mathcal{V}, \mathbf{W}] + \bar{\nabla}_{\mathbf{W}}^{\bar{\mathbf{g}}} \mathcal{V}^{\top} + \bar{\nabla}_{\mathbf{W}}^{\bar{\mathbf{g}}} \mathcal{V}^{\perp} \\ &= [\mathcal{V}, \mathbf{W}] + \nabla_{\mathbf{W}}^{\mathbf{g}} \mathcal{V}^{\top} + \boldsymbol{\theta}(\mathcal{V}^{\top}, \mathbf{W})\mathbf{n} + (d\mathcal{V}^{\perp} \cdot \mathbf{W})\mathbf{n} + \mathcal{V}^{\perp} \bar{\nabla}_{\mathbf{W}}^{\bar{\mathbf{g}}} \mathbf{n}. \end{aligned}$$

Thus, noting that $[\mathcal{V}, \mathbf{W}], \nabla_{\mathbf{W}}^{\mathbf{g}} \mathcal{V}^{\top}, \mathcal{V}^{\perp} \bar{\nabla}_{\mathbf{W}}^{\bar{\mathbf{g}}} \mathbf{n} \in \mathcal{X}(\varphi_t(\mathcal{H}))$ one concludes that $\bar{\mathbf{g}}(\mathcal{V}^{\perp}, \bar{\nabla}_{\mathcal{V}}^{\bar{\mathbf{g}}} \mathbf{W}) = \mathcal{V}^{\perp} \boldsymbol{\theta}(\mathcal{V}^{\top}, \mathbf{W}) + \mathcal{V}^{\perp} (d\mathcal{V}^{\perp} \cdot \mathbf{W})$, which by arbitrariness of \mathbf{W} together with $\bar{\mathbf{g}}(\bar{\nabla}_{\mathcal{V}}^{\bar{\mathbf{g}}} \mathcal{V}^{\perp}, \mathbf{W}) = -\bar{\mathbf{g}}(\mathcal{V}^{\perp}, \bar{\nabla}_{\mathcal{V}}^{\bar{\mathbf{g}}} \mathbf{W})$ implies (2.34).

Hence, replacing \mathcal{V} by $\mathbf{V}(X, t) = \mathcal{V}(\varphi(X, t))$ the parallel and normal components of the material acceleration are written as

$$\begin{aligned} \mathbf{A}^\top &= \nabla_{\mathbf{V}^\top}^{\mathbf{g}} \mathbf{V}^\top + [\mathbf{V}, \mathbf{V}^\top] - 2V^\perp \mathbf{g}^\# \cdot \boldsymbol{\theta} \cdot \mathbf{V}^\top - V^\perp (dV^\perp)^\#, \\ \mathbf{A}^\perp &= \left(\frac{dV^\perp}{dt} + \boldsymbol{\theta}(\mathbf{V}^\top, \mathbf{V}^\top) + dV^\perp \cdot \mathbf{V}^\top \right) \mathbf{n}. \end{aligned} \tag{2.35}$$

3 The Governing Equations of Motion of Shells

In this section we use Hamilton’s principle of least action to derive the governing equations of a nonlinear elastic shell. We then linearize the governing equations and obtain the equations of motion of a linear elastic shell.

The kinetic energy density per unit surface area is written as

$$T = \frac{1}{2} \rho \bar{\mathbf{g}}(\dot{\varphi}, \dot{\varphi}), \tag{3.1}$$

where ρ is the material surface mass density. The elastic energy density (per unit surface area) of the shell is written as¹³

$$W = W(X, \mathbf{C}, \boldsymbol{\Theta}, \mathbf{G}, \mathbf{B}). \tag{3.2}$$

Let $\{x^1, x^2, x^3\}$ be a local coordinate chart for the ambient space such that at any point of the deformed hypersurface, $\{x^1, x^2\}$ is a local chart for $(\varphi(\mathcal{H}), \mathbf{g})$, and the vector field \mathbf{n} normal to $\varphi(\mathcal{H})$ is tangent to the coordinate curve x^3 . Thus, the Lagrangian density (per unit surface area) is defined in this coordinate chart as

$$\begin{aligned} \mathcal{L}(X, \dot{\varphi}, \mathbf{C}, \boldsymbol{\Theta}, \mathbf{G}, \mathbf{B}) &= \frac{1}{2} \rho g_{ab} (\dot{\varphi}^\top)^a (\dot{\varphi}^\top)^b \\ &\quad + \frac{1}{2} \rho (\dot{\varphi}^\perp)^2 - W(X, \mathbf{C}, \boldsymbol{\Theta}, \mathbf{G}, \mathbf{B}). \end{aligned} \tag{3.3}$$

The action functional is defined as

$$S(\varphi) = \int_{t_0}^{t_1} \int_{\mathcal{H}_t} \mathcal{L}(X, \dot{\varphi}(X, t), \mathbf{C}(X, t), \boldsymbol{\Theta}(X, t), \mathbf{G}(X), \mathbf{B}(X)) dA(X) dt, \tag{3.4}$$

where $dA(X) = \sqrt{\det \mathbf{G}(X)} dX^1 \wedge dX^2$ is the Riemannian area element. We use the Lagrange–d’Alembert principle to take into account the contribution of non-conservative body forces and body moments associated with the variations of the

¹³ Consider a surface embedded in the ambient space such that the embedding is given as $\varphi : \mathcal{H} \rightarrow \mathcal{S}$, where for the sake of simplicity one can assume that $\mathcal{S} = \mathbb{R}^3$. The fundamental theorem of surface theory proved by Bonnet (1867) implies that the surface geometry (up to rigid body motions) is completely characterized by the induced first and second fundamental forms \mathbf{C} and $\boldsymbol{\Theta}$. Therefore, the surface energy density must depend on \mathbf{C} and $\boldsymbol{\Theta}$.

position $\delta\varphi$, and orientation $\delta\mathcal{N}$ (where $\mathcal{N} = \mathbf{n} \circ \varphi$ is the normal vector field characterizing the orientation of the deformed surface element). The Lagrange-d'Alembert principle (Marsden and Ratiu 2013) states that the physical motion φ of \mathcal{H} satisfies

$$\delta S(\varphi) + \int_{t_0}^{t_1} \int_{\mathcal{H}} \left(\mathfrak{B} \cdot \delta\varphi + \mathfrak{L} \cdot \delta\mathcal{N} \right) \rho \, dAdt = 0, \tag{3.5}$$

where \mathfrak{B} and \mathfrak{L} , respectively, denote the external body forces and body moments. Note that

$$\delta S(\varphi) = \int_{t_0}^{t_1} \int_{\mathcal{H}} \left(\frac{\partial \mathcal{L}}{\partial \dot{\varphi}} \cdot \delta\dot{\varphi} + \frac{\partial \mathcal{L}}{\partial \mathbf{C}} : \delta\mathbf{C} + \frac{\partial \mathcal{L}}{\partial \Theta} : \delta\Theta \right) dAdt. \tag{3.6}$$

Let φ_ϵ be a one-parameter family of motions such that $\varphi_{0,t} = \varphi_t$, where, for fixed X and t , we denote $\varphi_{\epsilon,t}(X) := \varphi_\epsilon(X, t)$. The variation of motion is defined as

$$\delta\varphi(X, t) = \left. \frac{d}{d\epsilon} \right|_{\epsilon=0} \varphi_{\epsilon,t}(X) \in T_{\varphi_t(X)}\mathcal{S}. \tag{3.7}$$

The material velocity is given by $\dot{\varphi}_\epsilon = \frac{\partial \varphi_{\epsilon,t}(X)}{\partial t}$. Note that $\dot{\varphi}_\epsilon \in T_{\varphi_{\epsilon,t}(X)}\mathcal{S}$, i.e., for fixed time t and $X \in \mathcal{H}$, if ϵ varies, the velocity lies in different tangent spaces, and thus, a covariant derivative along the curve $\epsilon \rightarrow \varphi_{\epsilon,t}(X)$ should be used to find the variation of the material velocity. Thus,

$$\delta\dot{\varphi} = \bar{\nabla}_{\frac{\partial}{\partial \epsilon}} \frac{\partial \varphi_{\epsilon,t}(X)}{\partial t} \Big|_{\epsilon=0} = \bar{\nabla}_{\frac{\partial}{\partial t}} \frac{\partial \varphi_{\epsilon,t}(X)}{\partial \epsilon} \Big|_{\epsilon=0} = \bar{\nabla}_t^{\bar{\mathbf{g}}} \delta\varphi_t(X) = D_{\varphi_X(t)}\delta\varphi, \tag{3.8}$$

where the symmetry lemma of Riemannian geometry was used to obtain the second equality (see Lee 1997; Nishikawa 2002). The variation of the right Cauchy–Green deformation tensor $\mathbf{C}_\epsilon^b = \varphi_{\epsilon,t}^* \mathbf{g}_\epsilon \circ \varphi_{\epsilon,t}$, where $\mathbf{C}_\epsilon^b \in \Gamma(S^2 T^* \mathcal{H})$, is obtained as

$$\delta \mathbf{C}^b = \left. \frac{d}{d\epsilon} \mathbf{C}_\epsilon^b \right|_{\epsilon=0} = \left. \frac{d}{d\epsilon} (\varphi_{\epsilon,t}^* \mathbf{g}_\epsilon) \right|_{\epsilon=0} = \varphi_t^* (\mathbf{L}_{\delta\varphi} \mathbf{g}). \tag{3.9}$$

Hence, knowing that (see, e.g., Verpoort 2008; Kadianakis and Travlopanos 2013)

$$\mathbf{L}_{\delta\varphi} \mathbf{g} = \mathbf{L}_{\delta\varphi^\top} \mathbf{g} - 2 \delta\varphi^\perp \boldsymbol{\theta}, \tag{3.10}$$

one obtains (see Appendix A for the details of this derivation)

$$\delta \mathbf{C}^b = \varphi_t^* \mathbf{L}_{\delta\varphi^\top} \mathbf{g} - 2 \delta\varphi^\perp \Theta. \tag{3.11}$$

In components

$$\delta C_{AB} = F^a{}_A \delta\varphi_{a|B}^\top + F^b{}_B \delta\varphi_{b|A}^\top - 2 \delta\varphi^\perp \Theta_{AB}. \tag{3.12}$$

Noting that $\Theta_\epsilon^b \in \Gamma(S^2T^*\mathcal{H})$, the variation of $\Theta_\epsilon^b = \varphi_{\epsilon,t}^* \theta_\epsilon \circ \varphi_{\epsilon,t}$ is calculated as

$$\delta\Theta^b = \left. \frac{d}{d\epsilon} \Theta_\epsilon^b \right|_{\epsilon=0} = \left. \frac{d}{d\epsilon} (\varphi_{\epsilon,t}^* \theta_\epsilon) \right|_{\epsilon=0} = \varphi_t^* (\mathbf{L}_{\delta\varphi} \theta). \tag{3.13}$$

For a flat ambient space, the Lie derivative of the second fundamental form is expressed as (see Kadianakis and Travlopanos 2013)

$$\mathbf{L}_{\delta\varphi} \theta = \mathbf{L}_{\delta\varphi^\top} \theta - \delta\varphi^\perp \mathbf{III} + \text{Hess}_{\delta\varphi^\perp}, \tag{3.14}$$

where \mathbf{III} is the third fundamental form of the deformed hypersurface, and $\text{Hess}_{\delta\varphi^\perp}$ denotes the Hessian of $\delta\varphi^\perp$ (when viewed as a scalar-valued function on $\varphi_t(\mathcal{H})$). The third fundamental form and $\text{Hess}_{\delta\varphi^\perp}$ are defined as

$$\mathbf{III}(x, y) = \mathbf{g} \left(\bar{\nabla}_x^{\bar{\mathbf{g}}} \mathbf{n}, \bar{\nabla}_y^{\bar{\mathbf{g}}} \mathbf{n} \right), \tag{3.15}$$

$$\text{Hess}_{\delta\varphi^\perp}(x, y) = \mathbf{g} \left(\bar{\nabla}_x^{\bar{\mathbf{g}}} (\mathbf{d} \delta\varphi^\perp)^\sharp, y \right), \tag{3.16}$$

for $x, y \in \mathcal{X}(\varphi(\mathcal{H}))$, where \mathbf{d} and \sharp , respectively, denote the exterior derivative and the sharp operator for raising indices. Thus, from (3.13) and (3.14), one obtains

$$\delta\Theta^b = \varphi_t^* \mathbf{L}_{\delta\varphi^\top} \theta - \delta\varphi^\perp \varphi_t^* \mathbf{III} + \varphi_t^* \text{Hess}_{\delta\varphi^\perp}, \tag{3.17}$$

and in components

$$\begin{aligned} \delta\Theta_{AB} &= F^a{}_A F^b{}_B \theta_{ab|c} (\delta\varphi^\top)^c + F^a{}_A \theta_{ac} (\delta\varphi^\top)^c|_B + F^b{}_B \theta_{bc} (\delta\varphi^\top)^c|_A \\ &\quad - \delta\varphi^\perp F^a{}_A F^b{}_B \theta_{ac} \theta_{bd} g^{cd} + F^b{}_A \left(\frac{\partial \delta\varphi^\perp}{\partial x^b} \right) |_B. \end{aligned} \tag{3.18}$$

The unit normal vector field, $\mathcal{N}_\epsilon = \mathbf{n}_\epsilon \circ \varphi_{\epsilon,t}$, $\mathbf{n}_\epsilon \in \mathcal{X}(\varphi_{\epsilon,t}(\mathcal{H}))^\perp$, lies in $T_{\varphi_{\epsilon,t}(X)}\mathcal{S}$, for fixed time t and $X \in \mathcal{H}$, and thus, its variation is given by its covariant derivative along the curve $\varphi_\epsilon(X, t)$ evaluated at $\epsilon = 0$, and therefore (see Appendix A)¹⁴

$$\begin{aligned} \delta\mathcal{N} &= \left. \frac{d}{d\epsilon} \mathcal{N}_\epsilon \right|_{\epsilon=0} = \bar{\nabla}_{\frac{\partial}{\partial \epsilon}}^{\bar{\mathbf{g}}} \mathcal{N}_\epsilon \Big|_{\epsilon=0} = D_{\varphi_\epsilon(X,t)} \mathcal{N}_\epsilon \Big|_{\epsilon=0} = \bar{\nabla}_{\delta\varphi}^{\bar{\mathbf{g}}} \mathcal{N} \\ &= \bar{\nabla}_{\delta\varphi^\top}^{\bar{\mathbf{g}}} \mathcal{N} - (\mathbf{d} \delta\varphi^\perp)^\sharp. \end{aligned} \tag{3.19}$$

Using (2.5), in components one has

$$\delta\mathcal{N}^a = -(\delta\varphi^\top)^c \theta^a{}_c - \left(\frac{\partial \delta\varphi^\perp}{\partial x^b} \right) g^{ab}. \tag{3.20}$$

¹⁴ $D_{\varphi_\epsilon(X,t)}$ denotes the covariant derivative along the curve $\varphi_\epsilon(X, t)$.

It is straightforward to see that the variation of the ambient space metric vanishes as $\bar{\mathbf{g}}$ is compatible with the connection, i.e., $\delta\bar{\mathbf{g}} \circ \varphi = D_{\varphi_X(t)}\bar{\mathbf{g}} \circ \varphi = \bar{\nabla}_{\delta\varphi}^{\bar{\mathbf{g}}}\bar{\mathbf{g}} = \mathbf{0}$, where $\varphi_X(t) = \varphi(X, t)$ for fix X .

Using Hamilton’s principle (cf. (3.5)), one obtains the following Euler–Lagrange equations (see Appendix B for the details of the derivation)

$$\begin{aligned} \rho(\mathfrak{B}^\top)_a - \frac{d}{dt} \left(\frac{\partial \mathcal{L}}{\partial (\dot{\varphi}^\top)^a} \right) - \rho \mathfrak{L}_b \theta^b{}_a - 2 \left(\frac{\partial \mathcal{L}}{\partial C_{AB}} F^b{}_B g_{ab} \right)_{|A} \\ - \left(\frac{\partial \mathcal{L}}{\partial \Theta_{AB}} F^b{}_A \right)_{|B} \theta_{ba} - \left(\frac{\partial \mathcal{L}}{\partial \Theta_{AB}} F^b{}_A \theta_{ba} \right)_{|B} = 0, \end{aligned} \tag{3.21a}$$

$$\begin{aligned} \rho \mathfrak{B}^\perp - \frac{d}{dt} \left(\frac{\partial \mathcal{L}}{\partial \dot{\varphi}^\perp} \right) + \left[\rho \mathfrak{L}_b g^{ab} (F^{-1})^A{}_a \right]_{|A} - 2 \frac{\partial \mathcal{L}}{\partial C_{AB}} F^a{}_A F^b{}_B \theta_{ab} \\ - \frac{\partial \mathcal{L}}{\partial \Theta_{AB}} F^a{}_A F^b{}_B \theta_{ac} \theta_{bd} g^{cd} + \left[\left(\frac{\partial \mathcal{L}}{\partial \Theta_{AB}} F^b{}_A \right)_{|B} (F^{-1})^D{}_b \right]_{|D} = 0, \end{aligned} \tag{3.21b}$$

where \mathfrak{B}^\top and \mathfrak{B}^\perp are the tangential and normal external body forces, respectively, and \mathfrak{L} is the external body moment. Note that (2.19)₂ was used in deriving (3.21a). The boundary conditions read

$$\left[2F^a{}_B \left(\frac{\partial \mathcal{L}}{\partial C_{AB}} g_{ac} + \frac{\partial \mathcal{L}}{\partial \Theta_{AB}} \theta_{ac} \right) \right] \mathbf{T}_A = 0, \tag{3.22}$$

$$(F^{-1})^A{}_a \left[\rho \mathfrak{L}_b g^{ab} + \left(\frac{\partial \mathcal{L}}{\partial \Theta_{CB}} F^a{}_C \right)_{|B} \right] \mathbf{T}_A = 0, \tag{3.23}$$

$$\frac{\partial \mathcal{L}}{\partial \Theta_{AB}} F^a{}_B \mathbf{T}_A = 0, \tag{3.24}$$

where \mathbf{T} is the outward vector field normal to $\partial\mathcal{H}$. Note that

$$\frac{d}{dt} \frac{\partial \mathcal{L}}{\partial (\dot{\varphi}^\top)^a} = \frac{d}{dt} \frac{\partial T}{\partial (\dot{\varphi}^\top)^a} = \rho g_{ac} (A^\top)^c, \quad \frac{d}{dt} \frac{\partial \mathcal{L}}{\partial \dot{\varphi}^\perp} = \frac{d}{dt} \frac{\partial T}{\partial \dot{\varphi}^\perp} = \rho A^\perp. \tag{3.25}$$

Remark 3.1 In order to prescribe non-vanishing boundary conditions on $\partial\mathcal{H}$, the Lagrange–d’Alembert principle should be modified. Let Υ , \mathbf{Q} , and \mathcal{M} be the boundary surface traction, boundary shear force, and boundary moment, respectively. The Lagrange–d’Alembert’s principle is modified to read

$$\begin{aligned} \delta S(\varphi) + \int_{t_0}^{t_1} \int_{\mathcal{H}} \left(\mathfrak{B} \cdot \delta\varphi + \mathfrak{L} \cdot \delta\mathcal{N} \right) \rho dAdt \\ + \int_{t_0}^{t_1} \int_{\partial\mathcal{H}} J \left(\Upsilon^a g_{ab} (\delta\varphi^\top)^b + \mathbf{Q} \delta\varphi^\perp + \mathcal{M}^a \delta\varphi^\perp_{,A} (F^{-1})^A{}_a \right) dLdt = 0. \end{aligned} \tag{3.26}$$

Therefore, in this case the boundary conditions are obtained as

$$\left[2F^a{}_B \left(\frac{\partial \mathcal{L}}{\partial C_{AB}} g_{ac} + \frac{\partial \mathcal{L}}{\partial \Theta_{AB}} \theta_{ac} \right) \right] \Upsilon_A = J g_{bc} \Upsilon^b, \tag{3.27}$$

$$(F^{-1})^A{}_a \left[\rho \mathcal{L}_b g^{ab} + \left(\frac{\partial \mathcal{L}}{\partial \Theta_{CB}} F^a{}_C \right) \right]_{|B} \Upsilon_A = J Q, \tag{3.28}$$

$$\frac{\partial \mathcal{L}}{\partial \Theta_{AB}} F^a{}_B \Upsilon_A = J \mathcal{M}^a. \tag{3.29}$$

Let us introduce the following tensors

$$\mathbf{P} = 2\mathbf{F} \frac{\partial W}{\partial \mathbf{C}}, \quad \mathbf{M} = \mathbf{F} \frac{\partial W}{\partial \mathbf{\Theta}}, \tag{3.30}$$

where \mathbf{P} is the first Piola–Kirchhoff stress tensor, and \mathbf{M} is the couple-stress tensor. Therefore, based on the symmetries of the independent objective measures of strain, i.e., the right Cauchy–Green tensor and the extrinsic deformation tensor (or, equivalently, the symmetries of the first and the second fundamental forms of the deformed shell, i.e., \mathbf{g} and $\boldsymbol{\theta}$), one has the following symmetries

$$P^{[aA} F^{b]}_A = 0, \quad M^{[aA} F^{b]}_A = 0. \tag{3.31}$$

Remark 3.2 We can regard \mathbf{C} as a function of \mathbf{F} and the spatial metric \mathbf{g} , and similarly, $\mathbf{\Theta}$ can be regarded as a function of \mathbf{F} and $\boldsymbol{\theta}$. Therefore, we set

$$\hat{W}(X, \mathbf{F}, \mathbf{g}, \boldsymbol{\theta}, \mathbf{G}, \mathbf{B}) = W(X, \mathbf{C}, \mathbf{\Theta}, \mathbf{G}, \mathbf{B}). \tag{3.32}$$

Note that

$$\begin{aligned} \frac{\partial \hat{W}}{\partial g_{ab}} &= \frac{\partial W}{\partial C_{AB}} \frac{\partial C_{AB}}{\partial g_{ab}} = \frac{\partial W}{\partial C_{AB}} F^a{}_A F^b{}_B, \\ \frac{\partial \hat{W}}{\partial \theta_{ab}} &= \frac{\partial W}{\partial \Theta_{AB}} \frac{\partial \Theta_{AB}}{\partial \theta_{ab}} = \frac{\partial W}{\partial \Theta_{AB}} F^a{}_A F^b{}_B. \end{aligned} \tag{3.33}$$

The Cauchy stress tensor and the spatial couple-stress tensor are accordingly defined as¹⁵

$$\begin{aligned} \sigma^{ab} &= \frac{2}{J} \frac{\partial W}{\partial C_{AB}} F^a{}_A F^b{}_B = \frac{2}{J} \frac{\partial \hat{W}}{\partial g_{ab}}, \\ \mathcal{M}^{ab} &= \frac{1}{J} \frac{\partial W}{\partial \Theta_{AB}} F^a{}_A F^b{}_B = \frac{1}{J} \frac{\partial \hat{W}}{\partial \theta_{ab}}. \end{aligned} \tag{3.34}$$

¹⁵ Note that (3.31) is equivalent to σ^{ab} and \mathcal{M}^{ab} being symmetric.

Note that $P^{aA} = J(F^{-1})^A_b \sigma^{ab}$ and $M^{aA} = J(F^{-1})^A_b \mathcal{M}^{ab}$. Note that from (3.32)

$$\frac{\partial \hat{W}}{\partial F^a_C} = \frac{\partial W}{\partial C_{AB}} \frac{\partial C_{AB}}{\partial F^a_C} + \frac{\partial W}{\partial \Theta_{AB}} \frac{\partial \Theta_{AB}}{\partial F^a_C}. \tag{3.35}$$

It is straightforward to show that

$$\begin{aligned} \frac{\partial C_{AB}}{\partial F^a_C} &= g_{ab} \delta^C_A F^b_B + g_{ac} F^c_A \delta^C_B, \\ \frac{\partial \Theta_{AB}}{\partial F^a_C} &= \theta_{ab} \delta^C_A F^b_B + \theta_{ac} F^c_A \delta^C_B. \end{aligned} \tag{3.36}$$

Thus,

$$\frac{\partial \hat{W}}{\partial F^c_A} = P^{aA} g_{ac} + 2M^{aA} \theta_{ac}. \tag{3.37}$$

Note also that

$$F^c_A \frac{\partial \hat{W}}{\partial F^a_A} = 2 \frac{\partial \hat{W}}{\partial g_{bc}} g_{ab} + 2 \frac{\partial \hat{W}}{\partial \theta_{bc}} \theta_{ab}. \tag{3.38}$$

In terms of these tensors, the Euler–Lagrange equations (3.21) are rewritten as

$$\left(P^{aA} + \theta^a_b M^{bA} \right)_{|A} + M^{bA} {}_A \theta^a_b + \rho (\mathfrak{B}^\top)^a - \rho \theta^a_b \mathfrak{L}^b = \rho (A^\top)^a, \tag{3.39}$$

$$\begin{aligned} \left(P^{aA} + \theta^a_b M^{bA} \right) F^c_A \theta_{ac} - \left[M^{aA} {}_A (F^{-1})^B_a \right]_{|B} \\ + \rho \mathfrak{B}^\perp + \left[\rho \mathfrak{L}^a (F^{-1})^A_a \right]_{|A} = \rho A^\perp, \end{aligned} \tag{3.40}$$

and the boundary conditions (3.22) are expressed as

$$\left[g_{ab} P^{aA} + 2\theta_{ab} M^{aA} \right] \mathbb{T}_A = 0, \tag{3.41}$$

$$(F^{-1})^A_a \left[\rho \mathfrak{L}^a - M^{aB} {}_B \right] \mathbb{T}_A = 0, \tag{3.42}$$

$$M^{aA} \mathbb{T}_A = 0. \tag{3.43}$$

The tangential and normal (shear) tractions are given by

$$(T^\top)^a = \left[P^{aA} + 2\theta_{bc} M^{bA} g^{ac} \right] \mathbb{T}_A, \tag{3.44}$$

$$T^\perp = -(F^{-1})^A_a \left[\rho \mathfrak{L}^a - M^{aB} {}_B \right] \mathbb{T}_A. \tag{3.45}$$

Remark 3.3 (*Spatial covariance of the energy density and Noether’s theorem*) Let us define the following surface Lagrangian density

$$\mathcal{L} = \hat{\mathcal{L}}(X, \varphi, \dot{\varphi}, \mathbf{F}, \mathbf{g}, \boldsymbol{\theta}, \mathbf{G}, \mathbf{B}). \tag{3.46}$$

Let us consider a flow ψ_s generated by a vector field \mathbf{w} , i.e.,

$$\left. \frac{d}{ds} \right|_{s=0} \psi_s \circ \varphi = \mathbf{w} \circ \varphi. \tag{3.47}$$

Note that ψ_s is a local diffeomorphism. We assume that \mathbf{w} is tangential, i.e., $\mathbf{w} \in T_{\varphi(X)}\varphi(\mathcal{H})$. Let us assume that \mathcal{L} is tangentially covariant, i.e., it is invariant for local diffeomorphisms ψ_s generated by arbitrary $\mathbf{w} \in T_{\varphi(X)}\varphi(\mathcal{H})$. Thus,

$$\hat{\mathcal{L}}(X, \psi_s \circ \varphi, \psi_{s*}\dot{\varphi}, \psi_{s*}\mathbf{F}, \psi_{s*}\mathbf{g}, \psi_{s*}\boldsymbol{\theta}, \mathbf{G}, \mathbf{B}) = \hat{\mathcal{L}}(X, \varphi, \dot{\varphi}, \mathbf{F}, \mathbf{g}, \boldsymbol{\theta}, \mathbf{G}, \mathbf{B}). \tag{3.48}$$

Taking derivative with respect of s from both sides and evaluating at $s = 0$ one obtains¹⁶

$$\begin{aligned} \frac{\partial \hat{\mathcal{L}}}{\partial \varphi^a} w^a + \frac{\partial \hat{\mathcal{L}}}{\partial \dot{\varphi}^a} w^a{}_{|b} \dot{\varphi}^b + F^b{}_A \frac{\partial \hat{\mathcal{L}}}{\partial F^a{}_A} w^a{}_{|b} - 2 \frac{\partial \hat{\mathcal{L}}}{\partial g_{cb}} g_{ca} w^a{}_{|b} \\ - 2 \frac{\partial \hat{\mathcal{L}}}{\partial \theta_{cb}} \theta_{ca} w^a{}_{|b} = 0. \end{aligned} \tag{3.49}$$

Note that

$$\frac{\partial \hat{\mathcal{L}}}{\partial \dot{\varphi}^a} \dot{\varphi}^b - 2 \frac{\partial \hat{\mathcal{L}}}{\partial g_{cb}} g_{ca} = 2 \frac{\partial \hat{W}}{\partial g_{cb}} g_{ca}. \tag{3.50}$$

Therefore,

$$\frac{\partial \hat{\mathcal{L}}}{\partial \varphi^a} w^a + \left[-F^b{}_A \frac{\partial \hat{W}}{\partial F^a{}_A} + 2 \frac{\partial \hat{W}}{\partial g_{cb}} g_{ca} + 2 \frac{\partial \hat{W}}{\partial \theta_{cb}} \theta_{ca} \right] w^a{}_{|b} = 0. \tag{3.51}$$

¹⁶ Note that in the local coordinate chart $\{x^1, x^2, x^3\}$, for which x^3 is the outward normal direction

$$\theta_{ab} = -\frac{1}{2} \frac{\partial \bar{g}_{ab}}{\partial x^3} \Big|_{\varphi(\mathcal{H})}, \quad a, b = 1, 2.$$

Thus,

$$\begin{aligned} (\psi_{s*}\boldsymbol{\theta})_{a'b'} &= -\frac{1}{2} \frac{\partial \left((T\psi_s^{-1})^a{}_{a'} (T\psi_s^{-1})^b{}_{b'} \bar{g}_{ab} \right)}{\partial x^3} = (T\psi_s^{-1})^a{}_{a'} (T\psi_s^{-1})^b{}_{b'} \left(-\frac{1}{2} \frac{\partial \bar{g}_{ab}}{\partial x^3} \right) \\ &= (T\psi_s^{-1})^a{}_{a'} (T\psi_s^{-1})^b{}_{b'} \theta_{ab}, \quad a', b' = 1, 2. \end{aligned}$$

Note also that $(T\psi_s^{-1})^a{}_{a'} = -\delta^b{}_{a'} \delta^a{}_{b'} (T\psi_s)^{b'}{}_b$.

Knowing that \mathbf{w} is arbitrary, one concludes that

$$\frac{\partial \hat{\mathcal{L}}}{\partial \varphi^a} = 0, \quad F^b{}_A \frac{\partial \hat{W}}{\partial F^a{}_A} = 2 \frac{\partial \hat{W}}{\partial g_{bc}} g_{ac} + 2 \frac{\partial \hat{W}}{\partial \theta_{bc}} \theta_{ac}. \tag{3.52}$$

Note that (3.52)₂ is identical to (3.38), which can be written as

$$F^b{}_A \frac{\partial \hat{W}}{\partial F^a{}_A} = J \sigma^{bc} g_{ac} + 2 J \mathcal{M}^{bc} \theta_{ac}. \tag{3.53}$$

Noting that $\rho = J \varrho$, where ϱ is the spatial mass density, conservation of mass for shells is given by

$$\dot{\varrho} + \varrho \frac{\dot{J}}{J} = 0. \tag{3.54}$$

Using the identity $\frac{d}{dt} [\det \mathbf{K}(t)] = \det \mathbf{K}(t) \text{tr} [\mathbf{K}^{-1}(t) \frac{d}{dt} \mathbf{K}(t)]$, one has

$$\frac{\dot{J}}{J} = \frac{1}{2} \text{tr}_{\mathbf{C}^b} \left(\frac{d}{dt} \varphi^* \mathbf{g} \right), \tag{3.55}$$

where the trace is calculated using the metric \mathbf{C}^b . From (3.11), one obtains

$$\varphi^* \frac{d \varphi^* \mathbf{g}}{dt} = \mathbf{L}_{\mathbf{v}^\top} \mathbf{g} - 2v^\perp \boldsymbol{\theta}, \tag{3.56}$$

and thus,

$$\text{tr}_{\mathbf{C}^b} \left(\frac{d}{dt} \varphi^* \mathbf{g} \right) = 2 \text{div } \mathbf{v}^\top - 2v^\perp \text{tr} \boldsymbol{\theta}. \tag{3.57}$$

Therefore, using (3.54), (3.55), and (3.57), one finds the spatial local form of the conservation of mass as¹⁷

$$\dot{\varrho} + \varrho \text{div } \mathbf{v}^\top - \varrho v^\perp \text{tr} \boldsymbol{\theta} = 0. \tag{3.58}$$

3.1 The Linearized Governing Equations

Next, we linearize the balance of linear momentum and the symmetries (3.31) about a motion $\hat{\varphi}$. We assume that the reference motion is an isometric embedding of an initially stress-free body into the Euclidean space, and thus, $\hat{F}^a{}_A = \delta^a_A$, $\hat{P}^{aA} = 0$, and $\hat{M}^{aA} = 0$. The tangential and normal displacement fields are defined in terms of the variation of the deformation map as

$$\mathbf{U}^\top(X, t) = \delta \varphi_t^\top, \quad \mathbf{U}^\perp(X, t) = \delta \varphi_t^\perp. \tag{3.59}$$

¹⁷ Note that $\dot{\varrho} = \frac{\partial \varrho}{\partial t} + \nabla \varrho \cdot \mathbf{v}$.

Note that the deformation gradient is linearized as

$$\begin{aligned} \delta F^a_A &= (\delta\varphi^\top)^a|_A - \dot{\theta}^a_b \dot{F}^b_A \delta\varphi^\perp = (U^\top)^a|_A - \dot{\theta}^a_b \dot{F}^b_A U^\perp \\ &= \dot{F}^b_A (U^\top)^a|_b - \dot{\theta}^a_b \dot{F}^b_A U^\perp. \end{aligned} \tag{3.60}$$

Using (3.12), we have

$$\delta C_{AB} = \dot{F}^a_A U_{a|B}^\top + \dot{F}^b_B U_{b|A}^\top - 2 U^\perp \dot{\Theta}_{AB}, \tag{3.61}$$

where $\dot{\Theta}_{AB} = \dot{F}^a_A \dot{F}^b_B \dot{\theta}_{ab} = B_{AB}$. From (3.18), one writes

$$\begin{aligned} \delta\Theta_{AB} &= \dot{F}^a_A \dot{F}^b_B \dot{\theta}_{ab|c} (U^\top)^c + \dot{F}^a_A \dot{\theta}_{ac} (U^\top)^c|_B + \dot{F}^b_B \dot{\theta}_{bc} (U^\top)^c|_A \\ &\quad - U^\perp \dot{F}^a_A \dot{F}^b_B \dot{\theta}_{ac} \dot{\theta}_{bd} g^{cd} + \dot{F}^b_A \left(\frac{\partial U^\perp}{\partial x^b} \right)|_B. \end{aligned} \tag{3.62}$$

Using (3.30), one obtains

$$\delta P^{aA} = 2 \dot{F}^a_B \left[\frac{\partial^2 W}{\partial C_{AB} \partial C_{CD}} \delta C_{CD} + \frac{\partial^2 W}{\partial C_{AB} \partial \Theta_{CD}} \delta \Theta_{CD} \right], \tag{3.63}$$

$$\delta M^{aA} = \dot{F}^a_B \left[\frac{\partial^2 W}{\partial \Theta_{AB} \partial \Theta_{CD}} \delta \Theta_{CD} + \frac{\partial^2 W}{\partial \Theta_{AB} \partial C_{CD}} \delta C_{CD} \right]. \tag{3.64}$$

Substituting (3.61) and (3.62) into (3.63) and (3.64), one obtains

$$\begin{aligned} \delta P^{aA} &= \mathbb{A}^{aAbB} \left(U_{b|B}^\top - U^\perp \dot{\gamma}_{bB} \right) \\ &\quad + \mathbb{B}^{aAbB} \left[\dot{\theta}_{bc} (U^\top)^c|_B + \frac{1}{2} (U^\perp_{,b})|_B - \frac{1}{2} U^\perp \dot{\theta}_{bc} \dot{\gamma}_{dB} g^{cd} + \frac{1}{2} \dot{F}^d_B \dot{\theta}_{bd|c} (U^\top)^c \right], \\ \delta M^{aA} &= \mathbb{C}^{aAbB} \left[\dot{\theta}_{bc} (U^\top)^c|_B + \frac{1}{2} (U^\perp_{,b})|_B - \frac{1}{2} U^\perp \dot{\theta}_{bc} \dot{\gamma}_{dB} g^{cd} + \frac{1}{2} \dot{F}^d_B \dot{\theta}_{bd|c} (U^\top)^c \right] \\ &\quad + \frac{1}{2} \mathbb{B}^{bBaA} \left(U_{b|B}^\top - U^\perp \dot{\gamma}_{bB} \right), \end{aligned} \tag{3.66}$$

where $\boldsymbol{\gamma}$ is a two-point tensor that in components is defined as $\gamma_{aB} = F^b_B \theta_{ab}$, and the shell elastic constants are defined as

$$\begin{aligned} \mathbb{A}^{aAbB} &= 4 \dot{F}^a_M \dot{F}^b_N \frac{\partial^2 W}{\partial C_{AM} \partial C_{BN}}, \quad \mathbb{B}^{aAbB} = 4 \dot{F}^a_M \dot{F}^b_N \frac{\partial^2 W}{\partial C_{AM} \partial \Theta_{BN}}, \\ \mathbb{C}^{aAbB} &= 2 \dot{F}^a_M \dot{F}^b_N \frac{\partial^2 W}{\partial \Theta_{AM} \partial \Theta_{BN}}. \end{aligned} \tag{3.67}$$

Therefore, the linearized governing equations of the shell are expressed in terms of three elasticity tensors. Note that the elastic constants satisfy the following symmetries: $\mathbb{A}^{aAbB} = \mathbb{A}^{bBaA}$ and $\mathbb{C}^{aAbB} = \mathbb{C}^{bBaA}$. The linearized normal and parallel

components of the material acceleration are obtained using (2.35) as $\delta \mathbf{A}^\top = \ddot{\mathbf{U}}^\top$, and $\delta \mathbf{A}^\perp = \ddot{\mathbf{U}}^\perp$. Ignoring the body forces and body moments, from (3.39) the linearized balance of linear momentum is given by

$$\left(\delta P^{aA} + \dot{\theta}^a{}_b \delta M^{bA} \right)_{|A} + \delta M^{bA}{}_{|A} \dot{\theta}^a{}_b = \rho (\delta A^\top)^a, \tag{3.68a}$$

$$\left(\delta P^{aA} + \dot{\theta}^a{}_b \delta M^{bA} \right) \dot{\gamma}^c{}_a - \left(\delta M^{aA}{}_{|A} (\dot{F}^{-1})^B{}_a \right)_{|B} = \rho \delta A^\perp. \tag{3.68b}$$

Similarly, the symmetries (3.31) are linearized to read

$$\delta P^{[aA} \dot{F}^{b]}{}_A = 0, \quad \delta M^{[aA} \dot{F}^{b]}{}_A = 0. \tag{3.69}$$

Note that from (3.65) and (3.69)₁, and recalling that the normal and parallel components of the displacement field and their gradients are independent, one concludes that $\mathbb{B}^{[aAbB} \dot{F}^{e]}{}_A (U^\perp{}_{,b})_{|B} = 0$, and thus, $\mathbb{B}^{[aAbB} \dot{F}^{e]}{}_A = 0$. Again using (3.65) and (3.69)₁, and looking at the terms with $U^\top_{b|B}$, one obtains $\mathbb{A}^{[aAbB} \dot{F}^{e]}{}_A U^\top_{b|B} + \mathbb{B}^{[aAcB} \dot{F}^{e]}{}_A \dot{\theta}^b{}_c (U^\top)_{b|B} = 0$. Recalling that $\mathbb{B}^{[aAbB} \dot{F}^{e]}{}_A = 0$, one concludes that $\mathbb{A}^{[aAbB} \dot{F}^{e]}{}_A = 0$. Following the same procedure starting from (3.66) and (3.69)₂, one obtains $\mathbb{C}^{B[aA} \dot{F}^{e]}{}_A = 0$, and $\mathbb{C}^{[aAcB} \dot{F}^{e]}{}_A = 0$. Therefore, the elastic constants have the following symmetries

$$\mathbb{A}^{[aAcB} \dot{F}^{b]}{}_A = 0, \quad \mathbb{B}^{cB[aA} \dot{F}^{b]}{}_A = 0, \tag{3.70a}$$

$$\mathbb{B}^{[aAcB} \dot{F}^{b]}{}_A = 0, \quad \mathbb{C}^{[aAcB} \dot{F}^{b]}{}_A = 0. \tag{3.70b}$$

3.2 The Linearized Governing Equations of Pre-stressed Shells

In this section, we derive the linearized governing equations of a pre-stressed elastic shell. Assume that the shell is initially stressed¹⁸ such that the initial stress and couple-stress are, respectively, given by $\dot{\mathbf{P}}$ and $\dot{\mathbf{M}}$. Let the initial (normal and parallel) body forces and body moments be given by $\dot{\mathfrak{B}}^\top$, $\dot{\mathfrak{B}}^\perp$, and $\dot{\mathfrak{L}}$, respectively. The shell must be in equilibrium in its initial configuration, i.e., the balance of linear and angular momenta must be satisfied, which read

$$\left(\dot{P}^{aA} + \dot{\theta}^a{}_b \dot{M}^{bA} \right)_{|A} + \dot{M}^{bA}{}_{|A} \dot{\theta}^a{}_b + \rho (\dot{\mathfrak{B}}^\top)^a - \rho \dot{\theta}^a{}_b \dot{\mathfrak{L}}^b = 0, \tag{3.71a}$$

$$\left(\dot{P}^{aA} + \dot{\theta}^a{}_b \dot{M}^{bA} \right) \dot{F}^c{}_A \dot{\theta}_{ac} - \left(\dot{M}^{aA}{}_{|A} (\dot{F}^{-1})^B{}_a \right)_{|B}$$

¹⁸ Note that we do not explicitly specify the source of the initial stress or couple-stress. If the initial stress and couple-stress are due to elastic deformations, and the body has an energy function W with respect to its stress-free configuration, then one may express $\dot{\mathbf{P}}$ and $\dot{\mathbf{M}}$ as

$$\dot{\mathbf{P}} = 2\dot{\mathbf{F}} \frac{\partial W}{\partial \mathbf{C}} \Big|_{\dot{\mathbf{F}}}, \quad \dot{\mathbf{M}} = \dot{\mathbf{F}} \frac{\partial W}{\partial \mathbf{\Theta}} \Big|_{\dot{\mathbf{F}}}.$$

$$+ \rho \mathfrak{B}^\perp + \left(\rho \dot{\mathfrak{L}}^a (\dot{F}^{-1})^A{}_a \right)_{|A} = 0, \tag{3.71b}$$

and

$$\dot{P}^{[aA} \dot{F}^{b]}{}_A = 0, \quad \dot{M}^{[aA} \dot{F}^{b]}{}_A = 0. \tag{3.72}$$

We next linearize the governing equations about the motion $\check{\phi}$. The linearized balance of linear momentum reads (cf. (3.39) and (3.40))

$$\begin{aligned} & \left(\delta P^{aA} + \delta \theta^a{}_b \dot{M}^{bA} + \dot{\theta}^a{}_b \delta M^{bA} \right)_{|A} + \delta M^{bA}{}_{|A} \dot{\theta}^a{}_b + \dot{M}^{bA}{}_{|A} \delta \theta^a{}_b \\ & + \rho (\delta \mathfrak{B}^\top)^a - \rho \delta \theta^a{}_b \dot{\mathfrak{L}}^b - \rho \dot{\theta}^a{}_b \delta \mathfrak{L}^b = \rho (\dot{U}^\top)^a, \end{aligned} \tag{3.73a}$$

$$\begin{aligned} & \left(\dot{P}^{aA} + \dot{\theta}^a{}_b \dot{M}^{bA} \right) \left(\delta F^c{}_A \dot{\theta}_{ac} + \dot{F}^c{}_A \delta \theta_{ac} \right) + \left(\delta P^{aA} + \delta \theta^a{}_b \dot{M}^{bA} + \dot{\theta}^a{}_b \delta M^{bA} \right) \dot{F}^c{}_A \dot{\theta}_{ac} \\ & - \left(\delta M^{aA}{}_{|A} (\dot{F}^{-1})^B{}_a \right)_{|B} - \left(\dot{M}^{aA}{}_{|A} (\delta F^{-1})^B{}_a \right)_{|B} + \rho \delta \mathfrak{B}^\perp + \left(\rho \delta \mathfrak{L}^a (\dot{F}^{-1})^A{}_a \right)_{|A} \\ & + \left(\rho \dot{\mathfrak{L}}^a (\delta F^{-1})^A{}_a \right)_{|A} = \rho \ddot{U}^\perp. \end{aligned} \tag{3.73b}$$

The symmetries (3.31) are linearized to read

$$\delta P^{[aA} \dot{F}^{b]}{}_A + \dot{P}^{[aA} \delta F^{b]}{}_A = 0, \quad \delta M^{[aA} \dot{F}^{b]}{}_A + \dot{M}^{[aA} \delta F^{b]}{}_A = 0. \tag{3.74}$$

Note that $(\delta F^{-1})^A{}_a = -(\dot{F}^{-1})^B{}_a (\dot{F}^{-1})^A{}_b \delta F^b{}_B = -(\dot{F}^{-1})^B{}_a (\dot{F}^{-1})^A{}_b \left[(U^\top)^b{}_{|B} - \dot{\theta}^b{}_c \dot{F}^c{}_B U^\perp \right]$, and using the relation $\Theta_{AB} = F^a{}_A F^b{}_B \theta_{ab}$, along with (3.62), one obtains

$$\delta \theta_{ab} = \dot{\theta}_{ab|c} (U^\top)^c + U^\perp \dot{\theta}_{ac} \dot{\theta}_{bd} g^{cd} + (\dot{F}^{-1})^B{}_b \left(\frac{\partial U^\perp}{\partial x^a} \right)_{|B}. \tag{3.75}$$

Knowing that $\mathfrak{B}^\perp = \bar{\mathbf{g}}(\mathfrak{B}, \mathcal{N})\mathcal{N}$, the normal component of the body force is linearized as (see also Yavari and Ozakin 2008)

$$\delta \mathfrak{B}^\perp = \bar{\mathbf{g}}(\delta \mathfrak{B}, \mathcal{N})\mathcal{N} + \bar{\mathbf{g}}(\mathfrak{B}, \delta \mathcal{N})\mathcal{N} + \bar{\mathbf{g}}(\mathfrak{B}, \mathcal{N})\delta \mathcal{N}. \tag{3.76}$$

Assuming that the body force vector \mathfrak{B} is fixed (dead load), i.e., $\delta \mathfrak{B} = \mathbf{0}$, we use (A.22) to obtain¹⁹

$$\delta \mathfrak{B}^\perp = \bar{\mathbf{g}}(\mathfrak{B}, \delta \mathcal{N})\mathcal{N} = -\mathbf{g} \cdot \mathfrak{B}^\top \cdot \dot{\theta} \cdot U^\top - \mathbf{d} U^\perp \cdot \mathfrak{B}^\top. \tag{3.77}$$

In components

$$\delta \mathfrak{B}^\perp = -g_{ab} (\mathfrak{B}^\top)^b (U^\top)^c \dot{\theta}^a{}_c - (\mathfrak{B}^\top)^b \frac{\partial U^\perp}{\partial x^b}. \tag{3.78}$$

¹⁹ Note that the variation of the normal vector $\delta \mathcal{N}$ is purely tangential, and hence, so is the term $\bar{\mathbf{g}}(\mathfrak{B}, \mathcal{N})\delta \mathcal{N}$ in (3.76). In (3.77), with an abuse of notation we only consider the term in the normal direction.

One obtains the linearized tangent component of the body force as (see also Naghdi 1973, P.457)

$$\delta \mathfrak{B}^\top = -\bar{\mathfrak{g}}(\mathfrak{B}, \mathcal{N})\delta \mathcal{N} + \mathfrak{B}^\top \cdot (\nabla^{\mathfrak{g}} \mathbf{U}^\top - U^\perp \hat{\theta}) \cdot \mathfrak{g}, \tag{3.79}$$

which in components reads

$$(\delta \mathfrak{B}^\top)^a = \mathfrak{B}^\perp \left[(U^\top)^c \hat{\theta}^a{}_c + \frac{\partial U^\perp}{\partial x^b} g^{ab} \right] + (\mathfrak{B}^\top)^c \left[(U^\top)_{c|b} - \hat{\theta}_{cb} U^\perp \right] g^{ab}. \tag{3.80}$$

As $\hat{\mathfrak{L}}$ is purely tangential, i.e., $\hat{\mathfrak{L}}^\perp = \mathbf{0}$, the variation of the body moment is given in components by

$$\delta \mathfrak{L}^a = \hat{\mathfrak{L}}^c \left[(U^\top)_{c|b} - \hat{\theta}_{cb} U^\perp \right] g^{ab}. \tag{3.81}$$

The governing equations for pre-stressed plates. Let us reduce the governing equations of a pre-stressed shell to that of a pre-stressed plate by setting $\hat{\theta}_{ab} = 0$. Thus, using (3.75), (3.78), (3.80), and (3.81), Eqs. (3.73) and (3.74) are simplified to read

$$\begin{aligned} & \left[\delta P^{aA} + g^{ac} (\hat{F}^{-1})^B{}_b \left(\frac{\partial U^\perp}{\partial x^c} \right)_{|B} \hat{M}^{bA} \right]_{|A} + g^{ac} \hat{M}^{bA}{}_{|A} (\hat{F}^{-1})^B{}_b \left(\frac{\partial U^\perp}{\partial x^c} \right)_{|B} \\ & + \rho \mathfrak{B}^\perp g^{ab} \frac{\partial U^\perp}{\partial x^b} + \rho g^{ab} (\mathfrak{B}^\top)^c (U^\top)_{c|b} - \rho g^{ac} (\hat{F}^{-1})^B{}_b \left(\frac{\partial U^\perp}{\partial x^c} \right)_{|B} \hat{\mathfrak{L}}^b \\ & = \rho (\ddot{U}^\top)^a, \end{aligned} \tag{3.82a}$$

$$\begin{aligned} & \hat{P}^{aA} \left(\frac{\partial U^\perp}{\partial x^a} \right)_{|A} - \left[(\hat{F}^{-1})^B{}_a \delta M^{aA}{}_{|A} \right]_{|B} + \left[\hat{M}^{aA}{}_{|A} (\hat{F}^{-1})^C{}_a (\hat{F}^{-1})^B{}_b (U^\top)^b{}_{|C} \right]_{|B} \\ & - \rho (\mathfrak{B}^\top)^b \frac{\partial U^\perp}{\partial x^b} + \left(\rho \hat{\mathfrak{L}}^c (U^\top)_{c|b} g^{ab} (\hat{F}^{-1})^A{}_a \right)_{|A} \\ & - \left[\rho \hat{\mathfrak{L}}^a (\hat{F}^{-1})^B{}_a (\hat{F}^{-1})^A{}_b (U^\top)^b{}_{|B} \right]_{|A} = \rho \ddot{U}^\perp, \end{aligned} \tag{3.82b}$$

and

$$\delta P^{[aA} \hat{F}^{b]}{}_A + \hat{P}^{[aA} (U^\top)^b]_{|A} = 0, \quad \delta M^{[aA} \hat{F}^{b]}{}_A + \hat{M}^{[aA} (U^\top)^b]_{|A} = 0. \tag{3.83}$$

From (3.30), (3.65), and (3.66), one has

$$\delta P^{aA} = \left[\mathbb{A}^{aAbB} + \hat{P}^{cA} (\hat{F}^{-1})^B{}_c g^{ab} \right] U_{b|B}^\top + \frac{1}{2} \mathbb{B}^{aAbB} (U^\perp_{,b})_{|B}, \tag{3.84a}$$

$$2 \delta M^{aA} = \mathbb{C}^{aAbB} (U^\perp_{,b})_{|B} + \left[\mathbb{B}^{bBaA} + 2 \hat{M}^{cA} (\hat{F}^{-1})^B{}_c g^{ab} \right] U_{b|B}^\top. \tag{3.84b}$$

Recalling that the normal and parallel displacement gradients are independent, from (3.83), one obtains

$$\begin{aligned} & \left(\mathbb{A}^{[aAcB} + \mathring{P}^{dA} (\mathring{F}^{-1})^B {}_d g^{[ac]} \right) \mathring{F}^{b]}_A + \mathring{P}^{[aB} g^{cb]} = 0, \\ & \frac{1}{2} \left(\mathbb{B}^{cB[aA} + 2\mathring{M}^{dA} (\mathring{F}^{-1})^B {}_d g^{[ac]} \right) \mathring{F}^{b]}_A + \mathring{M}^{[aB} g^{cb]} = 0, \\ & \mathbb{B}^{[aAcB} \mathring{F}^{b]}_A = 0, \quad \mathbb{C}^{[aAcB} \mathring{F}^{b]}_A = 0. \end{aligned} \tag{3.85}$$

Note that if one uses the stress and couple-stress symmetries for the finitely deformed shell (3.72), (3.85) will be simplified to (3.70).

Remark 3.4 Note that when $\mathbf{U}^\top = \mathbf{0}$, and in the absence of initial body moments ($\mathring{\mathfrak{L}} = \mathbf{0}$), normal body forces ($\mathring{\mathfrak{B}}^\perp = \mathbf{0}$), and initial couple-stress ($\mathring{\mathbf{M}} = \mathbf{0}$), we recover the governing equations of a classical plate discussed in Timoshenko and Woinowsky-Krieger (1959, p. 379), Lekhnitskii (1968, p. 289), and Colquitt et al. (2014). To see this, from (3.71) and (3.72), the nontrivial equilibrium equations for a classical plate in its initial configuration read

$$\mathring{P}^{aA}|_A + \rho(\mathring{\mathfrak{B}}^\top)^a = 0, \quad \text{and} \quad \mathring{P}^{[aA} \delta^{b]}_A = 0. \tag{3.86}$$

Also, the linearized governing equations (3.82) for a classical plate read

$$\begin{aligned} & \delta P^{aA}|_A = 0, \\ & \text{and} \quad \mathring{P}^{aA} \left(\frac{\partial U^\perp}{\partial x^a} \right)_{|A} - (\mathring{F}^{-1})^B {}_a \delta M^{aA}|_{A|B} - \rho(\mathring{\mathfrak{B}}^\top)^b \frac{\partial U^\perp}{\partial x^b} = \rho \ddot{U}^\perp, \end{aligned} \tag{3.87}$$

where from (3.84), $\delta P^{aA} = \frac{1}{2} \mathbb{B}^{aAbB} (U^\perp_{,b})|_B$, and $\delta M^{aA} = \frac{1}{2} \mathbb{C}^{aAbB} (U^\perp_{,b})|_B$. Therefore, one obtains

$$\begin{aligned} & -\frac{1}{2} (\mathring{F}^{-1})^B {}_a \left[\mathbb{C}^{aAbC}|_{A|B} (U^\perp_{,b})|_C + \mathbb{C}^{aAbC}|_A (U^\perp_{,b})|_C|_B + \mathbb{C}^{aAbC}|_B (U^\perp_{,b})|_C|_A \right. \\ & \left. + \mathbb{C}^{aAbC} (U^\perp_{,b})|_C|_{A|B} \right] + \mathring{P}^{aA} \left(\frac{\partial U^\perp}{\partial x^a} \right)_{|A} - \rho(\mathring{\mathfrak{B}}^\top)^b \frac{\partial U^\perp}{\partial x^b} = \rho \ddot{U}^\perp, \end{aligned} \tag{3.88}$$

and

$$\mathbb{B}^{aAbB}|_A (U^\perp_{,b})|_B + \mathbb{B}^{aAbB} (U^\perp_{,b})|_B|_A = 0. \tag{3.89}$$

Similarly, after some simplifications (3.83) implies that

$$\mathbb{B}^{[aAcB} \mathring{F}^{b]}_A = 0, \quad \mathbb{C}^{[aAcB} \mathring{F}^{b]}_A = 0. \tag{3.90}$$

Note that in the case of pure bending deformations considered in the above-mentioned references, no dependence of the strain energy function on the Cauchy–Green deformation tensor is assumed, and thus, \mathbb{B} vanishes. Therefore, (3.89) is trivially satisfied and (3.90) gives $\mathbb{C}^{[aAcB} \mathring{F}^{b]}_A = 0$, i.e., \mathbb{C} must possess the minor symmetries.

4 Transformation Cloaking in Elastic Plates

Let us consider an elastic plate \mathcal{H} with a finite hole \mathcal{E} (Fig. 1). In transformation cloaking one surrounds the hole with a cloaking device \mathcal{C} , which is an annular elastic plate such that the finite hole has negligible disturbance effects on the incident waves, i.e., as if the hole does not exist. The mass density and the elastic properties of the cloak are inhomogeneous and anisotropic, in general. Without loss of generality, we assume that in $\mathcal{H} \setminus \mathcal{C}$ the plate is homogeneous and isotropic. Motion of \mathcal{H} is represented by a smooth map $\varphi_t : \mathcal{H} \rightarrow \mathcal{S}$. The cloaking transformation is a time-independent map $\xi : \mathring{\varphi}(\mathcal{H}) \rightarrow \mathring{\varphi}(\tilde{\mathcal{H}})$, which transforms the pre-stressed plate \mathcal{H} (physical plate) with the initial stress $\mathring{\mathbf{P}}$ and the initial couple-stress $\mathring{\mathbf{M}}$ in its current configuration to a corresponding homogeneous and isotropic stress-free plate $\tilde{\mathcal{H}}$ (virtual plate) in its current configuration (see also Yavari and Golgoon 2019).

The physical and virtual plates are endowed with their respective induced Euclidean metrics \mathbf{G} and $\tilde{\mathbf{G}}$. The mapping ξ transforms the finite hole \mathcal{E} to a very small hole $\tilde{\mathcal{E}}$ of radius ϵ and is assumed to be the identity in $\mathcal{H} \setminus \mathcal{C}$. The corresponding cloaking transformation in the reference configuration is denoted by Ξ . We also assume that the virtual plate has the same uniform and isotropic elastic properties as those of the physical plate outside the cloak ($\mathcal{H} \setminus \mathcal{C}$). Motion of the virtual plate is denoted by $\tilde{\varphi}_t : \tilde{\mathcal{H}} \rightarrow \tilde{\mathcal{S}}$. The initial boundary-value problems corresponding to the motions $\varphi_t : \mathcal{H} \rightarrow \mathcal{S}$ and $\tilde{\varphi}_t : \tilde{\mathcal{H}} \rightarrow \tilde{\mathcal{S}}$ are called the physical and virtual problems, respectively.²⁰ The deformation gradients corresponding to the physical and virtual problems are, respectively, denoted by $\mathbf{F} = T\varphi_t$ and $\tilde{\mathbf{F}} = T\tilde{\varphi}_t$. The tangent map of the referential and spatial cloaking transformations are, respectively, denoted by $T\Xi = \tilde{\tilde{\mathbf{F}}}$ and $T\xi = \tilde{\tilde{\mathbf{F}}}$. The current configurations of the physical and virtual problems are required to be identical outside the cloaking region, i.e., in $\mathcal{H} \setminus \mathcal{C}$. This implies, in particular, that any elastic measurements performed in the spatial configurations of the virtual and physical plates are identical, and thus, they are indistinguishable by an observer positioned anywhere in $\mathcal{H} \setminus \mathcal{C}$.

Note that due to the structure of the governing equations of an elastic plate (3.39) and (3.40), under a cloaking transformation, the (two-point) stress and couple-stress are not necessarily transformed using a Piola transformation²¹ (unlike transformation cloaking in 3D elasticity (Yavari and Golgoon 2019)). This is something that we carefully discuss in Sects. 4.1 and 4.2 for Kirchoff–Love plates and for elastic plates

²⁰ Note that for cloaking applications considered in this paper $\tilde{\varphi}_t = id$, i.e., the identity map, and φ_t is time-independent but is not necessarily the identity map as we assume a time-independent pre-stress distribution for the cloak.

²¹ The Piola transformation of a vector (field) $\tilde{\mathbf{w}} \in T_{\varphi(X)}\mathcal{S}$ is a vector $\mathbf{W} \in T_X\mathcal{B}$ given by $\mathbf{W} = J\varphi^*\tilde{\mathbf{w}} = J\mathbf{F}^{-1}\tilde{\mathbf{w}}$. In coordinates, one has $W^A = J(F^{-1})^A{}_b\tilde{w}^b$, where $J = \sqrt{\frac{\det \mathbf{g}}{\det \mathbf{G}}}$, $\det \mathbf{F}$ is the Jacobian of φ with \mathbf{G} and \mathbf{g} the Riemannian metrics of \mathcal{B} and \mathcal{S} , respectively. Note that a Piola transformation can be performed on any index of a given tensor. One can show that $\text{Div } \mathbf{W} = J(\text{div } \tilde{\mathbf{w}}) \circ \varphi$, which in coordinates is written as $W^A|_A = Jw^a|_a$. This is also known as the Piola identity. Another way of writing the Piola identity is

Footnote 21 continued
in terms of the unit normal vectors of a surface in \mathcal{B} and its corresponding surface in \mathcal{S} , along with the area elements. It is written as $\hat{\mathbf{n}}da = J\mathbf{F}^{-*}\tilde{\mathbf{N}}dA$, or in components, one writes $n_a da = J(F^{-1})^A{}_a N_A dA$. In the literature of continuum mechanics, this is known as Nanson’s formula.

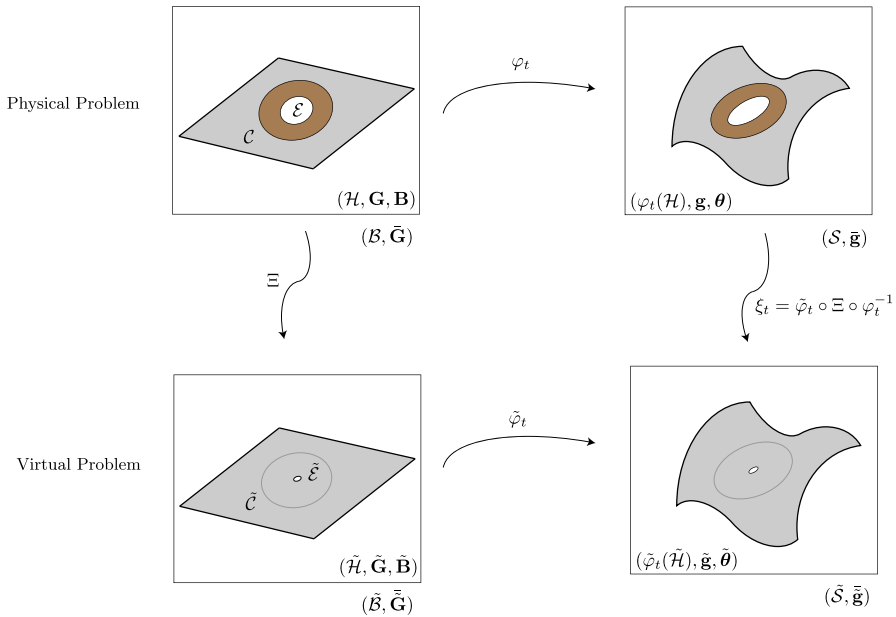


Fig. 1 A cloaking transformation Ξ (or ξ when the physical plate is pre-stressed) transforms a plate with a finite hole \mathcal{E} to another plate with an infinitesimal hole $\tilde{\mathcal{E}}$ that is homogeneous and isotropic. The cloaking transformation is defined to be the identity map outside the cloak C . Note that Ξ is not a referential change of coordinates and ξ_t is not a spatial change of coordinates

with both the in-plane and out-of-plane deformations. The Jacobian of the referential and spatial *cloaking transformations*, Ξ and ξ , are given by

$$J_{\Xi} = \sqrt{\frac{\det \tilde{\mathbf{G}} \circ \Xi}{\det \mathbf{G}}} \det \tilde{\mathbf{F}}, \quad J_{\xi} = \sqrt{\frac{\det \tilde{\mathbf{g}} \circ \xi}{\det \mathbf{g}}} \det \tilde{\mathbf{F}}. \tag{4.1}$$

Shifters in Euclidean ambient space. We assume that the reference configurations of both the physical and virtual plates are embedded in the Euclidean space. To relate vector fields in the physical problem to those in the virtual problem properly one would need to use shifters. The mapping $\mathbf{s} : T\mathcal{S} \rightarrow T\tilde{\mathcal{S}}$ defined as $\mathbf{s}(x, \mathbf{w}) = (\tilde{x}, \tilde{\mathbf{w}})$ is called the shifter map. The restriction of \mathbf{s} to $x \in \mathcal{S}$ is denoted by $\mathbf{s}_x = \mathbf{s}(x) : T_x\mathcal{S} \rightarrow T_{\tilde{x}}\tilde{\mathcal{S}}$, and shifts \mathbf{w} based at $x \in \mathcal{S}$ to $\tilde{\mathbf{w}}$ based at $\tilde{x} \in \tilde{\mathcal{S}}$. Notice that \mathbf{s} simply parallel transports vectors emanating from x to those emanating from \tilde{x} utilizing the linear structure of the Euclidean ambient space. For \mathcal{S} and $\tilde{\mathcal{S}}$ we choose two global collinear Cartesian coordinates $\{\tilde{z}^i\}$ and $\{z^i\}$ for the virtual and physical deformed configurations, respectively. Let us also use curvilinear coordinates $\{\tilde{x}^a\}$ and $\{x^a\}$ for these configurations. Note that $\tilde{s}^i_i = \delta^i_i$. One can show that (Marsden and Hughes

1983)

$$s^{\tilde{a}}_a(x) = \frac{\partial \tilde{x}^{\tilde{a}}}{\partial \tilde{z}^{\tilde{i}}}(\tilde{x}) \frac{\partial z^i}{\partial x^a}(x) \delta_i^{\tilde{i}}, \quad a, \tilde{a} = 1, 2, 3. \tag{4.2}$$

Note that \mathbf{s} preserves inner products, and thus, $\mathbf{s}^\top = \mathbf{s}^{-1}$, where in components, $(s^\top)^a_{\tilde{a}} = g^{ab} s^{\tilde{b}}_b \tilde{g}_{\tilde{a}\tilde{b}}$. Note also that

$$s^{\tilde{a}}_{a|\tilde{b}} = \frac{\partial s^{\tilde{a}}_a}{\partial \tilde{x}^{\tilde{b}}} + \tilde{\gamma}^{\tilde{a}}_{\tilde{b}\tilde{c}} s^{\tilde{c}}_a - \frac{\partial x^b}{\partial \tilde{x}^{\tilde{b}}} \gamma^c_{ab} s^{\tilde{a}}_c, \tag{4.3}$$

where

$$\gamma^a_{bc} = \frac{\partial x^a}{\partial z^k} \frac{\partial^2 z^k}{\partial x^b \partial x^c}, \quad \text{and} \quad \tilde{\gamma}^{\tilde{a}}_{\tilde{b}\tilde{c}} = \frac{\partial \tilde{x}^{\tilde{a}}}{\partial \tilde{z}^{\tilde{k}}} \frac{\partial^2 \tilde{z}^{\tilde{k}}}{\partial \tilde{x}^{\tilde{b}} \partial \tilde{x}^{\tilde{c}}}, \tag{4.4}$$

are the Christoffel symbols associated with S and \tilde{S} (with their induced Euclidean metrics), respectively. It is straightforward to verify that $s^{\tilde{a}}_{a|\tilde{b}} = 0$, i.e., the shifter is covariantly constant. As the reference configurations of both the physical and virtual plates are embedded in the Euclidean space, referential shifters may also be defined similarly. As an example consider polar coordinates (r, θ) and $(\tilde{r}, \tilde{\theta})$ at $x \in \mathbb{R}^2$ and $\tilde{x} \in \mathbb{R}^2$, respectively. The shifter map has the following matrix representation with respect to these coordinates

$$\mathbf{s} = \begin{bmatrix} \cos(\tilde{\theta} - \theta) & r \sin(\tilde{\theta} - \theta) \\ -\sin(\tilde{\theta} - \theta)/\tilde{r} & r \cos(\tilde{\theta} - \theta)/\tilde{r} \end{bmatrix}. \tag{4.5}$$

In order to ensure that the (tangential and normal) components of the acceleration term remain form invariant under a cloaking map, the tangential and normal components of the displacement field in the physical and virtual plates are related as

$$(\tilde{U}^\top)^{\tilde{a}} = s^{\tilde{a}}_a (U^\top)^a, \quad \tilde{U}^\perp = U^\perp, \quad a, \tilde{a} = 1, 2, \tag{4.6}$$

where \mathbf{s} is the shifter in the local tangent plane to plates in \mathbb{R}^2 .²² Let $\{X^1, X^2, X^3\}$ and $\{\tilde{X}^1, \tilde{X}^2, \tilde{X}^3\}$ be local coordinate charts for \mathcal{B} and $\tilde{\mathcal{B}}$ such that $\{X^1, X^2\}$ and $\{\tilde{X}^1, \tilde{X}^2\}$

²² Note that for both plates we may use two global collinear Cartesian coordinates $\{z^1, z^2, z^3\}$ and $\{\tilde{z}^1, \tilde{z}^2, \tilde{z}^3\}$ such that z^3 and \tilde{z}^3 are the outward normal directions to the physical and virtual plates, respectively. Therefore, $\{z^1, z^2\}$ and $\{\tilde{z}^1, \tilde{z}^2\}$ are two global collinear Cartesian coordinates for $\varphi(\mathcal{H})$ and $\tilde{\varphi}(\tilde{\mathcal{H}})$, respectively, where $\Xi : \mathcal{H} \rightarrow \tilde{\mathcal{H}}, \varphi : \mathcal{H} \rightarrow \varphi(\mathcal{H}), \tilde{\varphi} : \tilde{\mathcal{H}} \rightarrow \tilde{\varphi}(\tilde{\mathcal{H}})$, and $\xi : \varphi(\mathcal{H}) \rightarrow \tilde{\varphi}(\tilde{\mathcal{H}})$, and \mathbf{s} is defined as

$$s^{\tilde{a}}_a(x) = \frac{\partial \tilde{x}^{\tilde{a}}}{\partial \tilde{z}^{\tilde{i}}}(\tilde{x}) \frac{\partial z^i}{\partial x^a}(x) \delta_i^{\tilde{i}}, \quad a, \tilde{a}, i, \tilde{i} = 1, 2,$$

where $\{x^a\}$ and $\{\tilde{x}^{\tilde{a}}\}$ are local coordinate charts for $\varphi(\mathcal{H})$ and $\tilde{\varphi}(\tilde{\mathcal{H}})$, respectively.

are local charts for \mathcal{H} and $\tilde{\mathcal{H}}$, respectively (with $\partial/\partial X^3$ and $\partial/\partial \tilde{X}^3$ being, respectively, normal to \mathcal{H} and $\tilde{\mathcal{H}}$). We assume that \mathcal{B} and $\tilde{\mathcal{B}}$ are both embedded in the Euclidean space using two global collinear Cartesian coordinates $\{\tilde{Z}^{\tilde{I}}\}$ and $\{Z^I\}$, respectively. The referential shifter is similarly defined as

$$S^{\tilde{A}}_{\tilde{A}}(X) = \frac{\partial \tilde{X}^{\tilde{A}}}{\partial \tilde{Z}^{\tilde{I}}}(\tilde{X}) \frac{\partial Z^I}{\partial X^A}(X) \delta^{\tilde{I}}_I, \quad A, \tilde{A}, I, \tilde{I} = 1, 2, 3. \tag{4.7}$$

Thus, one obtains $\tilde{G}_{AB} = S^{\tilde{A}}_A S^{\tilde{B}}_B \tilde{\tilde{G}}_{\tilde{A}\tilde{B}}$, where $A, B, \tilde{A}, \tilde{B} = 1, 2, 3$.

Boundary conditions in the physical and virtual problems. Let $\partial\mathcal{H} = \partial\mathcal{E} \cup \partial_o\mathcal{H}$, where $\partial\mathcal{E}$ is the boundary of the physical hole and $\partial_o\mathcal{H}$ is the outer boundary of \mathcal{H} . Let us assume that $\partial_o\mathcal{H}$ is the disjoint union of $\partial_o\mathcal{H}_d$ and $\partial_o\mathcal{H}_t$, i.e., $\partial_o\mathcal{H} = \partial_o\mathcal{H}_t \cup \partial_o\mathcal{H}_d$, such that the Neumann and Dirichlet boundary conditions read²³

$$\begin{cases} [P^{aA} + 2\theta_{bc}M^{bA}g^{ac}]T_A = (\tilde{T}^\top)^a, \\ -(F^{-1})^A_a [\rho \mathcal{L}^a - M^{aB}|_B]T_A = \tilde{T}^\perp, \\ M^{aA}T_A = \tilde{m}^a, \end{cases} \quad \text{on } \partial_o\mathcal{H}_t \tag{4.8}$$

$$\begin{cases} \varphi^\top(X, t) = \tilde{\varphi}^\top(X, t), \\ \varphi^\perp(X, t) = \tilde{\varphi}^\perp(X, t), \\ \frac{\partial \varphi^\perp(X, t)}{\partial X^A} = \frac{\partial \tilde{\varphi}^\perp(X, t)}{\partial X^A}, \end{cases} \quad \text{on } \partial_o\mathcal{H}_d$$

where \mathbf{T} is the unit normal one-form on $\partial_o\mathcal{H}$. Similarly, for the virtual problem, one has

$$\begin{cases} [\tilde{P}^{\tilde{a}\tilde{A}} + 2\tilde{\theta}_{\tilde{b}\tilde{c}}\tilde{M}^{\tilde{b}\tilde{A}}\tilde{g}^{\tilde{a}\tilde{c}}]\tilde{T}_{\tilde{A}} = (\tilde{T}^\top)^{\tilde{a}}, \\ -(\tilde{F}^{-1})^{\tilde{A}}_{\tilde{a}} [\tilde{\rho} \tilde{\mathcal{L}}^{\tilde{a}} - \tilde{M}^{\tilde{a}\tilde{B}}|_{\tilde{B}}]\tilde{T}_{\tilde{A}} = \tilde{T}^\perp, \\ \tilde{M}^{\tilde{a}\tilde{A}}\tilde{T}_{\tilde{A}} = \tilde{m}^{\tilde{a}}, \end{cases} \quad \text{on } \partial_o\tilde{\mathcal{H}}_t \tag{4.9}$$

$$\begin{cases} \tilde{\varphi}^\top(\tilde{X}, t) = \tilde{\tilde{\varphi}}^\top(\tilde{X}, t), \\ \tilde{\varphi}^\perp(\tilde{X}, t) = \tilde{\tilde{\varphi}}^\perp(\tilde{X}, t), \\ \frac{\partial \tilde{\varphi}^\perp(\tilde{X}, t)}{\partial \tilde{X}^{\tilde{A}}} = \frac{\partial \tilde{\tilde{\varphi}}^\perp(\tilde{X}, t)}{\partial \tilde{X}^{\tilde{A}}}. \end{cases} \quad \text{on } \partial_o\tilde{\mathcal{H}}_d$$

Note that the cloaking map $\Xi : \mathcal{H} \rightarrow \tilde{\mathcal{H}}$ is set to be the identity outside the cloak, i.e., in $\mathcal{H} \setminus \mathcal{C}$ (or $\tilde{\mathcal{H}} \setminus \tilde{\mathcal{C}}$), and thus, one is able to impose identical boundary conditions on the outer boundaries $\partial_o\mathcal{H}$, and $\partial_o\tilde{\mathcal{H}}$. Thus, noting that $\partial(\mathcal{H} \setminus \mathcal{C}) = \partial_o\mathcal{H} \cup \partial_o\mathcal{C}$ and $\partial(\tilde{\mathcal{H}} \setminus \tilde{\mathcal{C}}) = \partial_o\tilde{\mathcal{H}} \cup \partial_o\tilde{\mathcal{C}}$, in order for the two problems to have identical current

²³ See Remark. 3.1 for a discussion on how the boundary surface traction, boundary shear force, and boundary moment as well as their corresponding Dirichlet boundary conditions are prescribed in the boundary-value problem.

configurations (and thus, elastic measurements) outside the cloak, it remains to make sure that the boundary data of $\partial_o\mathcal{C}$ and $\partial_o\tilde{\mathcal{C}}$ are identical, i.e., for $X \in \partial_o\mathcal{C}$ and $\tilde{X} \in \partial_o\tilde{\mathcal{C}}$ (note that $\Xi|_{\partial_o\mathcal{C}} = id$), one needs to have

$$\left\{ \begin{aligned} (\tilde{T}^\top)^{\tilde{a}} &= \left[\tilde{P}^{\tilde{a}\tilde{A}} + 2\tilde{\theta}_{\tilde{b}\tilde{c}}\tilde{M}^{\tilde{b}\tilde{A}}\tilde{g}^{\tilde{a}\tilde{c}} \right] \tilde{T}_{\tilde{A}} = s^{\tilde{a}}_a \left[P^{aA} + 2\theta_{bc}M^{bA}g^{ac} \right] T_A = s^{\tilde{a}}_a (T^\top)^a, \\ \tilde{T}^\perp &= -(\tilde{F}^{-1})^{\tilde{A}}_{\tilde{a}} \left[\tilde{\rho}\tilde{\Sigma}^{\tilde{a}} - \tilde{M}^{\tilde{a}\tilde{B}}|_{\tilde{B}} \right] \tilde{T}_{\tilde{A}} = -(F^{-1})^A_a \left[\rho\Sigma^a - M^{aB}|_B \right] T_A = T^\perp, \\ \tilde{m}^{\tilde{a}} &= \tilde{M}^{\tilde{a}\tilde{A}}\tilde{T}_{\tilde{A}} = s^{\tilde{a}}_a M^{aA}T_A = s^{\tilde{a}}_a m^a, \end{aligned} \right. \quad \text{on } \partial_o\mathcal{C}$$

$$\left\{ \begin{aligned} \tilde{\varphi}^\top \circ \Xi(X, t) &= \varphi^\top(X, t), \\ \tilde{\varphi}^\perp \circ \Xi(X, t) &= \varphi^\perp(X, t), \\ \frac{\partial \tilde{\varphi}^\perp}{\partial \tilde{X}^{\tilde{A}}} \circ \Xi(X, t) &= (S^{-1})^A_{\tilde{A}} \frac{\partial \varphi^\perp}{\partial X^A}(X, t). \end{aligned} \right. \quad \text{on } \partial_o\mathcal{C}$$
(4.10)

Moreover, the hole in the virtual shell is assumed to be traction-free, i.e.,

$$\left[\tilde{P}^{\tilde{a}\tilde{A}} + 2\tilde{\theta}_{\tilde{b}\tilde{c}}\tilde{M}^{\tilde{b}\tilde{A}}\tilde{g}^{\tilde{a}\tilde{c}} \right] \tilde{T}_{\tilde{A}} = 0, \quad (\tilde{F}^{-1})^{\tilde{A}}_{\tilde{a}} \left[\tilde{\rho}\tilde{\Sigma}^{\tilde{a}} - \tilde{M}^{\tilde{a}\tilde{B}}|_{\tilde{B}} \right] \tilde{T}_{\tilde{A}} = 0, \quad \text{on } \partial\tilde{\mathcal{E}}$$

$$\tilde{M}^{\tilde{a}\tilde{A}}\tilde{T}_{\tilde{A}} = 0.$$
(4.11)

The surface of the hole in the physical shell must be traction-free as well, and hence,

$$\left[P^{aA} + 2\theta_{bc}M^{bA}g^{ac} \right] T_A = 0, \quad (F^{-1})^A_a \left[\rho\Sigma^a - M^{aB}|_B \right] T_A = 0, \quad \text{on } \partial\mathcal{E}$$

$$M^{aA}T_A = 0.$$
(4.12)

Remark 4.1 In the linearized setting, the condition (4.10) is written as

$$\left\{ \begin{aligned} (\delta\tilde{T}^\top)^{\tilde{a}} &= \left[\delta\tilde{P}^{\tilde{a}\tilde{A}} + 2\delta\tilde{\theta}_{\tilde{b}\tilde{c}}\tilde{M}^{\tilde{b}\tilde{A}}\tilde{g}^{\tilde{a}\tilde{c}} + 2\tilde{\theta}_{\tilde{b}\tilde{c}}\delta\tilde{M}^{\tilde{b}\tilde{A}}\tilde{g}^{\tilde{a}\tilde{c}} \right] \tilde{T}_{\tilde{A}} \\ &= s^{\tilde{a}}_a \left[\delta P^{aA} + 2\delta\theta_{bc}\dot{M}^{bA}g^{ac} + 2\dot{\theta}_{bc}\delta M^{bA}g^{ac} \right] T_A = s^{\tilde{a}}_a (\delta T^\top)^a, \\ \delta\tilde{T}^\perp &= -(\tilde{F}^{-1})^{\tilde{A}}_{\tilde{a}} \left[\tilde{\rho}\delta\tilde{\Sigma}^{\tilde{a}} - \delta\tilde{M}^{\tilde{a}\tilde{B}}|_{\tilde{B}} \right] \tilde{T}_{\tilde{A}} - (\delta\tilde{F}^{-1})^{\tilde{A}}_{\tilde{a}} \left[\tilde{\rho}\tilde{\Sigma}^{\tilde{a}} - \tilde{M}^{\tilde{a}\tilde{B}}|_{\tilde{B}} \right] \tilde{T}_{\tilde{A}} \\ &= -(\tilde{F}^{-1})^A_a \left[\rho\delta\Sigma^a - \delta M^{aB}|_B \right] T_A - (\delta F^{-1})^A_a \left[\rho\Sigma^a - M^{aB}|_B \right] T_A = \delta T^\perp, \\ \delta\tilde{m}^{\tilde{a}} &= \delta\tilde{M}^{\tilde{a}\tilde{A}}\tilde{T}_{\tilde{A}} = s^{\tilde{a}}_a \delta M^{aA}T_A = s^{\tilde{a}}_a \delta m^a, \end{aligned} \right. \quad \text{on } \partial_o\mathcal{C}$$

$$\left\{ \begin{aligned} \tilde{\mathbf{U}}^\top \circ \Xi(X, t) &= \mathbf{s}\mathbf{U}^\top(X, t), \\ \tilde{\mathbf{U}}^\perp \circ \Xi(X, t) &= \mathbf{U}^\perp(X, t), \\ \frac{\partial \tilde{U}^\perp}{\partial \tilde{X}^{\tilde{A}}} \circ \Xi(X, t) &= (S^{-1})^A_{\tilde{A}} \frac{\partial U^\perp}{\partial X^A}(X, t). \end{aligned} \right. \quad \text{on } \partial_o\mathcal{C}$$
(4.13)

Next, we discuss transformation cloaking in Kirchoff–Love plates, for which only the out-of-plane displacement is allowed. We also examine the possibility of transformation cloaking when the pure bending assumption is relaxed and the plate is allowed to have both in-plane and out-of-plane displacements.

4.1 Elastodynamic Transformation Cloaking in Kirchoff–Love Plates

In this section, we discuss transformation cloaking in classical elastic plates in the absence of in-plane deformations (pure bending). For the sake of brevity, let us denote the normal displacement of the physical plate U^\perp and the normal displacement of the virtual plate \tilde{U}^\perp by W and \tilde{W} , respectively. For the virtual plate with uniform elastic properties and vanishing pre-stress and initial body forces, (3.88) is simplified to read

$$-\frac{1}{2}(\tilde{F}^{-1})^{\tilde{B}}_{\tilde{a}}\tilde{C}^{\tilde{a}\tilde{A}\tilde{b}\tilde{C}}(\tilde{W}_{,\tilde{b}})_{|\tilde{C}|\tilde{A}|\tilde{B}} = \tilde{\rho}\tilde{\tilde{W}}. \tag{4.14}$$

Note that in the absence of in-plane deformations ($\mathbf{U}^\top = \mathbf{0}$) and in the case of thin plate bending ($\mathbf{B} = \mathbf{0}$), $\delta P^{aA} = \delta \tilde{P}^{\tilde{a}\tilde{A}} = 0$, and (4.14) is the only non-trivial linearized balance of linear momentum equation. We assume a Saint Venant–Kirchhoff constitutive model²⁴ for the virtual plate, for which the energy density is given by

$$\begin{aligned} \tilde{W} = & \frac{Eh}{8(1+\nu)} \left\{ \text{tr} \left[(\tilde{\mathbf{C}} - \tilde{\mathbf{G}})^2 \right] + \frac{\nu}{1-\nu} \left[\text{tr} (\tilde{\mathbf{C}} - \tilde{\mathbf{G}}) \right]^2 \right\} \\ & + \frac{Eh^3}{24(1+\nu)} \left\{ \text{tr} \left[(\tilde{\mathbf{\Theta}} - \tilde{\mathbf{B}})^2 \right] + \frac{\nu}{1-\nu} \left[\text{tr} (\tilde{\mathbf{\Theta}} - \tilde{\mathbf{B}}) \right]^2 \right\}, \end{aligned} \tag{4.15}$$

where E is Young’s modulus and ν is Poisson’s ratio. Therefore, in the case of pure bending deformations, the flexural rigidity tensor for the virtual plate is written with a slight abuse of notation as

$$\tilde{C}^{\tilde{a}\tilde{A}\tilde{b}\tilde{C}} = \frac{Eh^3}{12(1+\nu)} \tilde{F}^{\tilde{a}}_{\tilde{M}} \tilde{F}^{\tilde{b}}_{\tilde{N}} \left[\tilde{G}^{\tilde{A}\tilde{N}} \tilde{G}^{\tilde{C}\tilde{M}} + \tilde{G}^{\tilde{A}\tilde{C}} \tilde{G}^{\tilde{M}\tilde{N}} + \frac{2\nu}{1-\nu} \tilde{G}^{\tilde{A}\tilde{M}} \tilde{G}^{\tilde{C}\tilde{N}} \right]. \tag{4.16}$$

Note that (4.16) is the most general isotropic constitutive equation for a Kirchoff–Love plate. Assuming that $W = \tilde{W} \circ \Xi$, the derivatives of the normal displacement field are transformed as

$$\begin{aligned} \tilde{W}_{,\tilde{b}} &= (\tilde{F}^{-1})^b_{\tilde{b}} W_{,b}, \\ (\tilde{W}_{,\tilde{b}})_{|\tilde{C}} &= (\tilde{F}^{-1})^b_{\tilde{b}|\tilde{C}} W_{,b} + (\tilde{F}^{-1})^b_{\tilde{b}} (\tilde{F}^{-1})^C_{\tilde{C}} (W_{,b})_{|C}, \\ (\tilde{W}_{,\tilde{b}})_{|\tilde{C}|\tilde{A}} &= (\tilde{F}^{-1})^b_{\tilde{b}|\tilde{C}|\tilde{A}} W_{,b} + \left[(\tilde{F}^{-1})^b_{\tilde{b}|\tilde{A}} (\tilde{F}^{-1})^C_{\tilde{C}} + (\tilde{F}^{-1})^C_{\tilde{C}|\tilde{A}} (\tilde{F}^{-1})^b_{\tilde{b}} \right. \\ &\quad \left. + (\tilde{F}^{-1})^b_{\tilde{b}|\tilde{C}} (\tilde{F}^{-1})^C_{\tilde{A}} \right] (W_{,b})_{|C} + (\tilde{F}^{-1})^b_{\tilde{b}} (\tilde{F}^{-1})^C_{\tilde{C}} (\tilde{F}^{-1})^A_{\tilde{A}} (W_{,b})_{|C|A}, \\ (\tilde{W}_{,\tilde{b}})_{|\tilde{C}|\tilde{A}|\tilde{B}} &= (\tilde{F}^{-1})^b_{\tilde{b}|\tilde{C}|\tilde{A}|\tilde{B}} W_{,b} + \left[(\tilde{F}^{-1})^b_{\tilde{b}|\tilde{A}} (\tilde{F}^{-1})^A_{\tilde{C}|\tilde{B}} + (\tilde{F}^{-1})^b_{\tilde{b}|\tilde{C}} (\tilde{F}^{-1})^A_{\tilde{A}|\tilde{B}} \right. \\ &\quad \left. + (\tilde{F}^{-1})^b_{\tilde{b}|\tilde{B}} (\tilde{F}^{-1})^A_{\tilde{C}|\tilde{A}} + (\tilde{F}^{-1})^b_{\tilde{b}|\tilde{C}|\tilde{B}} (\tilde{F}^{-1})^A_{\tilde{A}} + (\tilde{F}^{-1})^b_{\tilde{b}|\tilde{A}|\tilde{B}} (\tilde{F}^{-1})^A_{\tilde{C}} \right. \\ &\quad \left. + (\tilde{F}^{-1})^b_{\tilde{b}|\tilde{C}|\tilde{A}} (\tilde{F}^{-1})^A_{\tilde{B}} + (\tilde{F}^{-1})^A_{\tilde{C}|\tilde{A}|\tilde{B}} (\tilde{F}^{-1})^b_{\tilde{b}} \right] (W_{,b})_{|A} \end{aligned}$$

²⁴ See (Fox et al. 1993; Le Dret and Raoult 1993; Lods and Miara 1998; Friesecke et al. 2002) for details on the derivation of the Saint Venant–Kirchhoff shell constitutive model.

$$\begin{aligned}
 & + \left[(\overset{\circ}{F}^{-1})^b_{\tilde{b}|\tilde{B}} (\overset{\circ}{F}^{-1})^C_{\tilde{C}} (\overset{\circ}{F}^{-1})^A_{\tilde{A}} + (\overset{\circ}{F}^{-1})^C_{\tilde{C}|\tilde{B}} (\overset{\circ}{F}^{-1})^b_{\tilde{b}} (\overset{\circ}{F}^{-1})^A_{\tilde{A}} \right. \\
 & + (\overset{\circ}{F}^{-1})^A_{\tilde{A}|\tilde{B}} (\overset{\circ}{F}^{-1})^b_{\tilde{b}} (\overset{\circ}{F}^{-1})^C_{\tilde{C}} + (\overset{\circ}{F}^{-1})^b_{\tilde{b}|\tilde{C}} (\overset{\circ}{F}^{-1})^C_{\tilde{A}} (\overset{\circ}{F}^{-1})^A_{\tilde{B}} \\
 & + (\overset{\circ}{F}^{-1})^b_{\tilde{b}|\tilde{A}} (\overset{\circ}{F}^{-1})^A_{\tilde{B}} (\overset{\circ}{F}^{-1})^C_{\tilde{C}} + (\overset{\circ}{F}^{-1})^C_{\tilde{C}|\tilde{A}} (\overset{\circ}{F}^{-1})^A_{\tilde{B}} (\overset{\circ}{F}^{-1})^b_{\tilde{b}} \left. \right] (\mathbf{W},b)|_{C|A} \\
 & + (\overset{\circ}{F}^{-1})^b_{\tilde{b}} (\overset{\circ}{F}^{-1})^C_{\tilde{C}} (\overset{\circ}{F}^{-1})^A_{\tilde{A}} (\overset{\circ}{F}^{-1})^B_{\tilde{B}} (\mathbf{W},b)|_{C|A|B}, \tag{4.17}
 \end{aligned}$$

Upon replacing U^\perp with W , the equilibrium equation for the physical plate is given by (cf. (3.88))

$$\begin{aligned}
 & - \frac{1}{2} (\overset{\circ}{F}^{-1})^B_a \left[\mathbb{C}^{aAbC} |_{A|B} (\mathbf{W},b)|_C + \mathbb{C}^{aAbC} |_A (\mathbf{W},b)|_{C|B} + \mathbb{C}^{aAbC} |_{B} (\mathbf{W},b)|_{C|A} \right. \\
 & \left. + \mathbb{C}^{aAbC} (\mathbf{W},b)|_{C|A|B} \right] + \overset{\circ}{P}^{aA} \left(\frac{\partial W}{\partial x^a} \right)_{|A} - \rho (\overset{\circ}{\mathfrak{B}}^\top)^b \frac{\partial W}{\partial x^b} = \rho \ddot{W}. \tag{4.18}
 \end{aligned}$$

We next multiply both sides of (4.14) by some positive function $k = k(X)$ to be determined,²⁵ and substitute for derivatives from (4.17). Then, compare the coefficients of different derivatives with those in (4.18). Comparing the coefficients of the fourth-order derivatives gives us the elastic constants of the physical plate, comparing the first-order derivatives gives the tangential body force in the finitely deformed physical plate, and comparing the second-order derivatives will give the pre-stress in the physical plate. Finally, comparing the coefficients of the third-order derivatives will result in a set of constraints on the cloaking map that we call *cloaking compatibility equations*. The flexural rigidity tensor of the physical plate is obtained as

$$\mathbb{C}^{aAbC} = k (\overset{\circ}{F}^{-1})^a_{\tilde{a}} (\overset{\circ}{F}^{-1})^A_{\tilde{A}} (\overset{\circ}{F}^{-1})^b_{\tilde{b}} (\overset{\circ}{F}^{-1})^C_{\tilde{C}} \tilde{\mathbb{C}}^{\tilde{a}\tilde{A}\tilde{b}\tilde{C}}. \tag{4.19}$$

Notice that \mathbb{C} has both the minor and major symmetries. The mass density of the physical plate is given by $\rho = k\tilde{\rho} \circ \Xi$. The tangential body force and the pre-stress in the physical plate are obtained as

$$\begin{aligned}
 \rho (\overset{\circ}{\mathfrak{B}}^\top)^b & = \frac{1}{2} k (\overset{\circ}{F}^{-1})^{\tilde{B}}_{\tilde{a}} \tilde{\mathbb{C}}^{\tilde{a}\tilde{A}\tilde{b}\tilde{C}} (\overset{\circ}{F}^{-1})^b_{\tilde{b}|\tilde{C}|\tilde{A}|\tilde{B}}, \tag{4.20} \\
 \overset{\circ}{P}^{bA} & = \frac{1}{2} (\overset{\circ}{F}^{-1})^B_a \mathbb{C}^{aCbA} |_{C|B} - \frac{1}{2} k (\overset{\circ}{F}^{-1})^{\tilde{B}}_{\tilde{a}} \tilde{\mathbb{C}}^{\tilde{a}\tilde{A}\tilde{b}\tilde{C}} \left[(\overset{\circ}{F}^{-1})^b_{\tilde{b}|\tilde{A}} (\overset{\circ}{F}^{-1})^A_{\tilde{C}|\tilde{B}} \right. \\
 & + (\overset{\circ}{F}^{-1})^b_{\tilde{b}|\tilde{C}} (\overset{\circ}{F}^{-1})^A_{\tilde{A}|\tilde{B}} + (\overset{\circ}{F}^{-1})^b_{\tilde{b}|\tilde{B}} (\overset{\circ}{F}^{-1})^A_{\tilde{C}|\tilde{A}} + (\overset{\circ}{F}^{-1})^b_{\tilde{b}|\tilde{C}|\tilde{B}} (\overset{\circ}{F}^{-1})^A_{\tilde{A}} \\
 & \left. + (\overset{\circ}{F}^{-1})^b_{\tilde{b}|\tilde{A}|\tilde{B}} (\overset{\circ}{F}^{-1})^A_{\tilde{C}} + (\overset{\circ}{F}^{-1})^b_{\tilde{b}|\tilde{C}|\tilde{A}} (\overset{\circ}{F}^{-1})^A_{\tilde{B}} + (\overset{\circ}{F}^{-1})^A_{\tilde{C}|\tilde{A}|\tilde{B}} (\overset{\circ}{F}^{-1})^b_{\tilde{b}} \right], \tag{4.21}
 \end{aligned}$$

²⁵ Note that introducing the scalar field $k = k(X)$ provides an extra degree of freedom in the cloaking problem. It has to be positive because $\rho = k\tilde{\rho} \circ \Xi$.

The cloaking compatibility equations read

$$\begin{aligned}
 & (\overset{\circ}{F}^{-1})^B{}_a \mathbb{C}^{aAbC} |B + (\overset{\circ}{F}^{-1})^A{}_a \mathbb{C}^{aBbC} |B \\
 & = k(\overset{\circ}{F}^{-1})^{\tilde{B}}{}_{\tilde{a}} \tilde{\mathbb{C}}^{\tilde{a}\tilde{A}\tilde{b}\tilde{C}} \left[(\overset{\circ}{F}^{-1})^b{}_{\tilde{b}|\tilde{B}} (\overset{\circ}{F}^{-1})^C{}_{\tilde{C}} (\overset{\circ}{F}^{-1})^A{}_{\tilde{A}} \right. \\
 & \quad + (\overset{\circ}{F}^{-1})^C{}_{\tilde{C}|\tilde{B}} (\overset{\circ}{F}^{-1})^b{}_{\tilde{b}} (\overset{\circ}{F}^{-1})^A{}_{\tilde{A}} + (\overset{\circ}{F}^{-1})^A{}_{\tilde{A}|\tilde{B}} (\overset{\circ}{F}^{-1})^b{}_{\tilde{b}} (\overset{\circ}{F}^{-1})^C{}_{\tilde{C}} \quad (4.22) \\
 & \quad + (\overset{\circ}{F}^{-1})^b{}_{\tilde{b}|\tilde{C}} (\overset{\circ}{F}^{-1})^C{}_{\tilde{A}} (\overset{\circ}{F}^{-1})^A{}_{\tilde{B}} + (\overset{\circ}{F}^{-1})^b{}_{\tilde{b}|\tilde{A}} (\overset{\circ}{F}^{-1})^A{}_{\tilde{B}} (\overset{\circ}{F}^{-1})^C{}_{\tilde{C}} \\
 & \quad \left. + (\overset{\circ}{F}^{-1})^C{}_{\tilde{C}|\tilde{A}} (\overset{\circ}{F}^{-1})^A{}_{\tilde{B}} (\overset{\circ}{F}^{-1})^b{}_{\tilde{b}} \right].
 \end{aligned}$$

The initial body force and the pre-stress need to satisfy the equilibrium equations (3.86), i.e., the balance of linear and angular momenta in the physical plate in its finitely deformed configuration. Therefore,

$$\begin{aligned}
 & k(\overset{\circ}{F}^{-1})^{\tilde{B}}{}_{\tilde{a}} \tilde{\mathbb{C}}^{\tilde{a}\tilde{A}\tilde{b}\tilde{C}} (\overset{\circ}{F}^{-1})^b{}_{\tilde{b}|\tilde{C}|\tilde{A}|\tilde{B}} \\
 & + \left\{ (\overset{\circ}{F}^{-1})^B{}_a \mathbb{C}^{aCbA} |C|B - k(\overset{\circ}{F}^{-1})^{\tilde{B}}{}_{\tilde{a}} \tilde{\mathbb{C}}^{\tilde{a}\tilde{A}\tilde{b}\tilde{C}} \left[(\overset{\circ}{F}^{-1})^b{}_{\tilde{b}|\tilde{A}} (\overset{\circ}{F}^{-1})^A{}_{\tilde{C}|\tilde{B}} \right. \right. \\
 & + (\overset{\circ}{F}^{-1})^b{}_{\tilde{b}|\tilde{C}} (\overset{\circ}{F}^{-1})^A{}_{\tilde{A}|\tilde{B}} + (\overset{\circ}{F}^{-1})^b{}_{\tilde{b}|\tilde{B}} (\overset{\circ}{F}^{-1})^A{}_{\tilde{C}|\tilde{A}} + (\overset{\circ}{F}^{-1})^b{}_{\tilde{b}|\tilde{C}|\tilde{B}} (\overset{\circ}{F}^{-1})^A{}_{\tilde{A}} \\
 & \left. \left. + (\overset{\circ}{F}^{-1})^b{}_{\tilde{b}|\tilde{A}|\tilde{B}} (\overset{\circ}{F}^{-1})^A{}_{\tilde{C}} + (\overset{\circ}{F}^{-1})^b{}_{\tilde{b}|\tilde{C}|\tilde{A}} (\overset{\circ}{F}^{-1})^A{}_{\tilde{B}} + (\overset{\circ}{F}^{-1})^A{}_{\tilde{C}|\tilde{A}|\tilde{B}} (\overset{\circ}{F}^{-1})^b{}_{\tilde{b}} \right] \right\} |A = 0, \quad (4.23)
 \end{aligned}$$

and, with an abuse of notation

$$\begin{aligned}
 & (\overset{\circ}{F}^{-1})^B{}_a \mathbb{C}^{aCbA} |C|B - k(\overset{\circ}{F}^{-1})^{\tilde{B}}{}_{\tilde{a}} \tilde{\mathbb{C}}^{\tilde{a}\tilde{A}\tilde{b}\tilde{C}} \left[(\overset{\circ}{F}^{-1})^{[b}{}_{\tilde{b}|\tilde{A}} (\overset{\circ}{F}^{-1})^{A]}{}_{\tilde{C}|\tilde{B}} \right. \\
 & + (\overset{\circ}{F}^{-1})^{[b}{}_{\tilde{b}|\tilde{C}} (\overset{\circ}{F}^{-1})^{A]}{}_{\tilde{A}|\tilde{B}} + (\overset{\circ}{F}^{-1})^{[b}{}_{\tilde{b}|\tilde{B}} (\overset{\circ}{F}^{-1})^{A]}{}_{\tilde{C}|\tilde{A}} + (\overset{\circ}{F}^{-1})^{[b}{}_{\tilde{b}|\tilde{C}|\tilde{B}} (\overset{\circ}{F}^{-1})^{A]}{}_{\tilde{A}} \quad (4.24) \\
 & \left. + (\overset{\circ}{F}^{-1})^{[b}{}_{\tilde{b}|\tilde{A}|\tilde{B}} (\overset{\circ}{F}^{-1})^{A]}{}_{\tilde{C}} + (\overset{\circ}{F}^{-1})^{[b}{}_{\tilde{b}|\tilde{C}|\tilde{A}} (\overset{\circ}{F}^{-1})^{A]}{}_{\tilde{B}} + (\overset{\circ}{F}^{-1})^{[b}{}_{\tilde{b}} (\overset{\circ}{F}^{-1})^{A]}{}_{\tilde{C}|\tilde{A}|\tilde{B}} \right] = 0.
 \end{aligned}$$

Note that

$$\begin{aligned}
 & (\overset{\circ}{F}^{-1})^A{}_{\tilde{A}|\tilde{B}} = \frac{\partial}{\partial \tilde{X}^{\tilde{B}}} \left[(\overset{\circ}{F}^{-1})^A{}_{\tilde{A}} \right] + \Gamma^A{}_{CB} (\overset{\circ}{F}^{-1})^B{}_{\tilde{B}} (\overset{\circ}{F}^{-1})^C{}_{\tilde{A}} - \tilde{\Gamma}^{\tilde{C}}{}_{\tilde{A}\tilde{B}} (\overset{\circ}{F}^{-1})^A{}_{\tilde{C}}, \\
 & (\overset{\circ}{F}^{-1})^A{}_{\tilde{A}|\tilde{B}|\tilde{C}} = \frac{\partial}{\partial \tilde{X}^{\tilde{C}}} \left[(\overset{\circ}{F}^{-1})^A{}_{\tilde{A}|\tilde{B}} \right] + \Gamma^A{}_{CB} (\overset{\circ}{F}^{-1})^B{}_{\tilde{C}} (\overset{\circ}{F}^{-1})^C{}_{\tilde{A}|\tilde{B}} \\
 & \quad - \tilde{\Gamma}^{\tilde{D}}{}_{\tilde{A}\tilde{C}} (\overset{\circ}{F}^{-1})^A{}_{\tilde{D}|\tilde{B}} - \tilde{\Gamma}^{\tilde{D}}{}_{\tilde{B}\tilde{C}} (\overset{\circ}{F}^{-1})^A{}_{\tilde{A}|\tilde{D}}, \quad (4.25) \\
 & (\overset{\circ}{F}^{-1})^A{}_{\tilde{A}|\tilde{B}|\tilde{C}|\tilde{D}} = \frac{\partial}{\partial \tilde{X}^{\tilde{D}}} \left[(\overset{\circ}{F}^{-1})^A{}_{\tilde{A}|\tilde{B}|\tilde{C}} \right] + \Gamma^A{}_{EB} (\overset{\circ}{F}^{-1})^B{}_{\tilde{D}} (\overset{\circ}{F}^{-1})^E{}_{\tilde{A}|\tilde{B}|\tilde{C}} \\
 & \quad - \tilde{\Gamma}^{\tilde{E}}{}_{\tilde{A}\tilde{D}} (\overset{\circ}{F}^{-1})^A{}_{\tilde{E}|\tilde{B}|\tilde{C}} - \tilde{\Gamma}^{\tilde{E}}{}_{\tilde{B}\tilde{D}} (\overset{\circ}{F}^{-1})^A{}_{\tilde{A}|\tilde{E}|\tilde{C}} - \tilde{\Gamma}^{\tilde{E}}{}_{\tilde{C}\tilde{D}} (\overset{\circ}{F}^{-1})^A{}_{\tilde{A}|\tilde{B}|\tilde{E}},
 \end{aligned}$$

where Γ^A_{BC} and $\tilde{\Gamma}^{\tilde{A}}_{\tilde{B}\tilde{C}}$ are, respectively, the Christoffel symbols associated with the induced connections on the physical and virtual plates. Also²⁶

$$\begin{aligned} \mathbb{C}^{aAbB}|_C &= \frac{\partial}{\partial X^C} [\mathbb{C}^{aAbB}] + \mathbb{C}^{kAbB} \gamma^a_{kl} \hat{F}^l_C + \mathbb{C}^{aAkB} \gamma^b_{kl} \hat{F}^l_C \\ &\quad + \mathbb{C}^{aKbB} \Gamma^A_{KC} + \mathbb{C}^{aAbK} \Gamma^B_{KC}, \\ \mathbb{C}^{aAbB}|_{C|D} &= \frac{\partial}{\partial X^D} [\mathbb{C}^{aAbB}|_C] + \mathbb{C}^{kAbB}|_C \gamma^a_{kl} \hat{F}^l_D + \mathbb{C}^{aAkB}|_C \gamma^b_{kl} \hat{F}^l_D \\ &\quad + \mathbb{C}^{aKbB}|_C \Gamma^A_{KD} + \mathbb{C}^{aAbK}|_C \Gamma^B_{KD} - \mathbb{C}^{aAbB}|_K \Gamma^K_{CD}. \end{aligned} \tag{4.26}$$

Using (4.19) and (4.17), the couple-stress is transformed as

$$\begin{aligned} \delta M^{aA} &= \frac{1}{2} \mathbb{C}^{aAbB} (W_{,b})|_B \\ &= \frac{1}{2} k \tilde{C}^{\tilde{a}\tilde{A}\tilde{b}\tilde{B}} (\tilde{F}^{-1})^b_{\tilde{b}} (\tilde{F}^{-1})^B_{\tilde{B}} (\tilde{F}^{-1})^A_{\tilde{A}} (\tilde{F}^{-1})^a_{\tilde{a}} \\ &\quad \left[\tilde{F}^{\tilde{c}}_{b|B} \tilde{W}_{,\tilde{c}} + \tilde{F}^{\tilde{c}}_b \tilde{F}^{\tilde{c}}_{\tilde{B}} (\tilde{W}_{,\tilde{c}})|_{\tilde{C}} \right] \\ &= \frac{1}{2} k \tilde{C}^{\tilde{a}\tilde{A}\tilde{b}\tilde{B}} (\tilde{F}^{-1})^b_{\tilde{b}} (\tilde{F}^{-1})^B_{\tilde{B}} (\tilde{F}^{-1})^A_{\tilde{A}} (\tilde{F}^{-1})^a_{\tilde{a}} \tilde{F}^{\tilde{c}}_{b|B} \tilde{W}_{,\tilde{c}} \\ &\quad + k (\tilde{F}^{-1})^A_{\tilde{A}} (\tilde{F}^{-1})^a_{\tilde{a}} \delta \tilde{M}^{\tilde{a}\tilde{A}}. \end{aligned} \tag{4.27}$$

From (4.13), $\tilde{W}_{,\tilde{A}} = W_{,A} (S^{-1})^A_{\tilde{A}}$, on $\partial_o \mathcal{C}$, whence, together with (4.17), it follows that $T \Xi|_{\partial_o \mathcal{C}} = \tilde{\mathbf{F}}|_{\partial_o \mathcal{C}} = id$. Moreover, (4.13) also requires that $(\tilde{F}^{-1})^{\tilde{A}}_{\tilde{a}} \delta \tilde{M}^{\tilde{a}\tilde{B}}|_{\tilde{B}} \tilde{\Gamma}_{\tilde{A}} = (\tilde{F}^{-1})^A_a \delta M^{aB}|_B \Gamma_A$, and $\delta \tilde{M}^{\tilde{a}\tilde{A}} \tilde{\Gamma}_{\tilde{A}} = s^{\tilde{a}}_a \delta M^{aA} \Gamma_A$, on $\partial_o \mathcal{C}$, which imply that $\tilde{F}^{\tilde{A}}_{A|B}|_{\partial_o \mathcal{C}} = 0$, $\tilde{F}^{\tilde{A}}_{A|B|C}|_{\partial_o \mathcal{C}} = 0$, $k|_{\partial_o \mathcal{C}} = 1$, and $k_{,A}|_{\partial_o \mathcal{C}} = 0$. Similarly, given

that the virtual plate is not pre-stressed ($\tilde{\mathbf{P}} = \mathbf{0}$), (4.10) implies that the initial traction must vanish on the outer boundary of the cloak, i.e., $(\tilde{T}^{\tilde{\top}})^a|_{\partial_o \mathcal{C}} = \hat{P}^{aA} \Gamma_A|_{\partial_o \mathcal{C}} = 0$. Therefore, the cloaking transformation needs to fix the outer boundary of the cloak up to order three. This is important because in transformation cloaking one tries to mimic the desirable response (solution) of the boundary-value problem of the incident waves on a tiny hole outside the cloaking region. Enforcing this condition, outside

²⁶ The covariant derivative of a two-point tensor \mathbf{T} is given by

$$\begin{aligned} T^{AB\dots F}{}_{G\dots Q}{}^{ab\dots f}{}_{g\dots q}|_K &= \frac{\partial}{\partial X^K} T^{AB\dots F}{}_{G\dots Q}{}^{ab\dots f}{}_{g\dots q} \\ &\quad + T^{RB\dots F}{}_{G\dots Q}{}^{ab\dots f}{}_{g\dots q} \Gamma^A_{RK} + (\text{all upper referential indices}) \\ &\quad - T^{AB\dots F}{}_{R\dots Q}{}^{ab\dots f}{}_{g\dots q} \Gamma^R_{GK} - (\text{all lower referential indices}) \\ &\quad + T^{AB\dots F}{}_{G\dots Q}{}^{lb\dots f}{}_{g\dots q} \gamma^a_{lr} F^r_K + (\text{all upper spatial indices}) \\ &\quad - T^{AB\dots F}{}_{G\dots Q}{}^{ab\dots f}{}_{l\dots q} \gamma^l_{gr} F^r_K - (\text{all lower spatial indices}). \end{aligned}$$

the cloaking region the boundary-value problems of a finite hole reinforced with the cloak and that of a tiny hole are essentially identical since they are subject to the same governing equation, constitutive law, and boundary conditions.

Knowing that the hole surface in the virtual plate is traction-free (cf. (4.11)), i.e., $(\overset{\circ}{F}^{-1})^{\tilde{A}}_{\tilde{a}} \delta \tilde{M}^{\tilde{a}\tilde{B}}|_{\tilde{B}} \tilde{T}_{\tilde{A}} = 0$, and $\delta \tilde{M}^{\tilde{a}\tilde{A}} \tilde{T}_{\tilde{A}} = 0$, on $\partial \tilde{\mathcal{E}}$, if $k_{,A}|_{\partial \mathcal{E}} = 0$, $\overset{\circ}{F}^{\tilde{B}}_{\tilde{A}|B}|_{\partial \mathcal{E}} = 0$, and $\overset{\circ}{F}^{\tilde{B}}_{\tilde{A}|B|C}|_{\partial \mathcal{E}} = 0$, then the hole inner surface $\partial \mathcal{E}$ will be traction-free in the physical plate as well. Note that (4.12) requires that the initial traction vanish on the boundary of the physical hole, viz. $(\overset{\circ}{T}^{\top})^a|_{\partial \mathcal{E}} = \overset{\circ}{P}^{aA} T_A|_{\partial \mathcal{E}} = 0$.

Remark 4.2 It is important to note that contrary to transformation cloaking in 3D elasticity, where stress and couple-stress are transformed using the Piola transformation under a cloaking map, for Kirchoff–Love plates, the couple-stress is not transformed via the Piola transformation. This should not be surprising, as in 3D elasticity, divergence of stress (and couple-stress) appears in the balance of linear momentum, and one uses the Piola transformation in order to preserve the divergence terms (and thus, the governing equations) up to the Jacobian of the cloaking map.

Remark 4.3 The mass form is not necessarily preserved under the cloaking transformation Ξ in Kirchoff–Love plates (unlike transformation cloaking in 3D elasticity, where the mass form is preserved under Ξ , see (Yavari and Golgoon 2019, Remark 6)). To see this let us denote the virtual and physical mass forms by $\tilde{\mathbf{m}} = \tilde{\rho} d\tilde{A}_{\tilde{\mathcal{G}}}$, and $\mathbf{m} = \rho dA_{\mathcal{G}}$, respectively. Therefore, one obtains

$$\begin{aligned} \Xi^* \tilde{\mathbf{m}} &= \Xi^*(\tilde{\rho} d\tilde{A}_{\tilde{\mathcal{G}}}) = (\tilde{\rho} \circ \Xi) \Xi^* d\tilde{A}_{\tilde{\mathcal{G}}} = (\tilde{\rho} \circ \Xi) J_{\Xi} dA_{\mathcal{G}} = \frac{J_{\Xi}}{k} \rho dA_{\mathcal{G}} \\ &= \frac{J_{\Xi}}{k} \mathbf{m}. \end{aligned} \tag{4.28}$$

Remark 4.4 It is straightforward to see that when $(\overset{\circ}{F}^{-1})^A_{\tilde{A}|B} = 0$ (i.e., when $\overset{\circ}{F}^{-1}$ is covariantly constant) and $k_{,A} = 0$, one has $\overset{\circ}{\mathbf{P}} = \mathbf{0}$ and $\overset{\circ}{\mathfrak{B}}^{\top} = \mathbf{0}$, and thus, the cloaking compatibility equations (4.22) and the balance equations in the finitely deformed configuration (4.23) and (4.24) are trivially satisfied. However, if one uses Cartesian coordinates $\{Z^I\}$ and $\{\tilde{Z}^{\tilde{I}}\}$ for \mathcal{H} and $\tilde{\mathcal{H}}$, respectively, $\overset{\circ}{\mathbf{F}}$ would have constant components if it is covariantly constant. Knowing that on the outer boundary of the cloak, one needs to have $T \Xi|_{\partial_o \mathcal{C}} = \overset{\circ}{\mathbf{F}}|_{\partial_o \mathcal{C}} = id$, it follows that $\overset{\circ}{\mathbf{F}}$ is the identity everywhere (so is the cloaking map Ξ), and thus, cloaking is not possible if one assumes that the tangent map of the cloaking transformation is covariantly constant.²⁷

²⁷ Pomot et al. (2019) used a linear cloaking transformation, which has a covariantly constant tangent map. However, a linear cloaking map does not satisfy the required traction boundary condition on $\partial_o \mathcal{C}$, i.e., $T \Xi|_{\partial_o \mathcal{C}} = \overset{\circ}{\mathbf{F}}|_{\partial_o \mathcal{C}} = id$, and therefore, using a linear cloaking map is not acceptable (see Brun et al. 2009 for another improper use of this type of mapping, which does not fix the outer boundary of the cloak to the first order as is required in elastodynamic cloaking.).

4.1.1 A Circular Cloak in a Kirchoff–Love Plate

Consider a circular hole \mathcal{E} in the physical plate in its reference configuration with radius R_i that needs to be cloaked from the out-of-plane excitations using an annular cloak having inner and outer radii R_i and R_o , respectively. Let us map the reference configuration to the reference configuration of the virtual plate via a cloaking map, $\Xi : \mathcal{H} \rightarrow \tilde{\mathcal{H}}$, where for $R_i \leq R \leq R_o$, it is defined as, $(\tilde{R}, \tilde{\Theta}) = \Xi(R, \Theta) = (f(R), \Theta)$ such that $f(R_o) = R_o$ and $f(R_i) = \epsilon$, and for $R \geq R_o$ is the identity map. The physical and virtual plates are endowed with the Euclidean metrics $\mathbf{G} = \text{diag}(1, R^2)$, and $\tilde{\mathbf{G}} = \text{diag}(1, \tilde{R}^2)$ in the polar coordinates, respectively. Thus,

$$\tilde{\mathbf{F}} = \begin{bmatrix} f'(R) & 0 \\ 0 & 1 \end{bmatrix}. \tag{4.29}$$

From (4.16), the flexural rigidity of the virtual plate is given by²⁸

$$\hat{\mathbf{C}} = \left[\hat{\mathbf{C}}^{\tilde{a}\tilde{A}\tilde{b}\tilde{B}} \right] = \frac{Eh^3}{12(1+\nu)} \begin{bmatrix} \begin{bmatrix} \frac{2}{1-\nu} & 0 \\ 0 & \frac{2\nu}{1-\nu} \end{bmatrix} & \begin{bmatrix} 0 & 1 \\ 1 & 0 \end{bmatrix} \\ \begin{bmatrix} 0 & 1 \\ 1 & 0 \end{bmatrix} & \begin{bmatrix} \frac{2\nu}{1-\nu} & 0 \\ 0 & \frac{2}{1-\nu} \end{bmatrix} \end{bmatrix}, \tag{4.30}$$

where the first two indices identify the submatrix and the last two specify the components of that submatrix. The (surface) mass density of the physical plate is given by $\rho = k(R)\tilde{\rho}$. Using (4.19), the flexural rigidity of the cloak is determined up to the scalar $k(R)$ as follows

$$\hat{\mathbf{C}} = \left[\hat{\mathbf{C}}^{aAbB} \right] = \frac{Eh^3k(R)}{12(1+\nu)} \begin{bmatrix} \begin{bmatrix} \frac{2}{1-\nu} \frac{1}{f'^4(R)} & 0 \\ 0 & \frac{2\nu}{1-\nu} \frac{R^2}{f^2(R)f'^2(R)} \end{bmatrix} & \begin{bmatrix} 0 & \frac{R^2}{f^2(R)f'^2(R)} \\ \frac{f^2(R)f'^2(R)}{R^2} & 0 \end{bmatrix} \\ \begin{bmatrix} 0 & \frac{R^2}{f^2(R)f'^2(R)} \\ \frac{R^2}{f^2(R)f'^2(R)} & 0 \end{bmatrix} & \begin{bmatrix} \frac{2\nu}{1-\nu} \frac{R^2}{f^2(R)f'^2(R)} & 0 \\ 0 & \frac{2}{1-\nu} \frac{R^4}{f^4(R)} \end{bmatrix} \end{bmatrix}. \tag{4.31}$$

From (4.20), the circumferential component of the tangential body force vanishes, i.e., $(\mathfrak{B}^\top)^\theta = 0$, and its radial component reads

$$\begin{aligned} (\mathfrak{B}^\top)^r &= \frac{Eh^3}{12\tilde{\rho}(\nu^2 - 1)} \frac{f^4(R)f'^7(R)}{f^4(R)f'^7(R)} \\ &\quad \left[3Rf'^7(R) - 3f(R)f'^6(R) - 3f^2(R)f'^4(R)f''(R) \right] \end{aligned}$$

²⁸ Note that the physical components of the flexural rigidity tensor are given by $\hat{\mathbf{C}}^{\tilde{a}\tilde{A}\tilde{b}\tilde{B}} = \sqrt{\tilde{g}_{\tilde{a}\tilde{a}}}\sqrt{\tilde{G}_{\tilde{A}\tilde{A}}}\sqrt{\tilde{g}_{\tilde{b}\tilde{b}}}\sqrt{\tilde{G}_{\tilde{B}\tilde{B}}}\hat{\mathbf{C}}^{\tilde{a}\tilde{A}\tilde{b}\tilde{B}}$ (no summation).

$$\begin{aligned}
 &+2f^3(R)f'^2(R)\left(f^{(3)}(R)f'(R)-3f''^2(R)\right) \\
 &+f^4(R)\left(15f''^3(R)+f^{(4)}(R)f'^2(R)-10f^{(3)}(R)f'(R)f''(R)\right)\Big].
 \end{aligned}
 \tag{4.32}$$

The initial stress is given by (cf. (4.21))

$$\begin{aligned}
 \hat{P}^{r\Theta} &= \hat{P}^{\theta R} = 0, \\
 \hat{P}^{rR} &= \frac{Eh^3}{12(v^2-1)Rf^4(R)f'^6(R)} \\
 &\left[R^3k(R)f'^6(R)+2(v-1)R^2f(R)k(R)f'^5(R) \right. \\
 &+Rf^2(R)f'^3(R)\left[2(v-1)Rk(R)f''(R) \right. \\
 &+f'(R)\left.\left.\left\{(1-2v)k(R)-(v-2)Rk'(R)\right\}\right] \right. \\
 &-f^4(R)\left[5Rk(R)f''^2(R)+f'^2(R)\left(Rk''(R)+2k'(R)\right) \right. \\
 &-8f'(R)f''(R)\left(Rk'(R)+k(R)\right)] \\
 &\left. -6Rf^3(R)k(R)f'^2(R)f''(R)\right],
 \end{aligned}
 \tag{4.33}$$

$$\begin{aligned}
 \hat{P}^{\theta\Theta} &= \frac{Eh^3}{12(1-v^2)f^5(R)f'^4(R)} \\
 &\left[-R^2f(R)f'^4(R)\left(Rk'(R)-6(v-1)k(R)\right)+4R^3k(R)f'^5(R) \right. \\
 &-2vRf^2(R)f'^2(R)\left[2f'(R)\left(Rk'(R)+2k(R)\right)-3Rk(R)f''(R)\right] \\
 &+f^3(R)\left(Rf'(R)\left[f'(R)\left(vRk''(R)+(4v+2)k'(R)\right)-4vRf''(R)k'(R)\right] \right. \\
 &\left. \left. +2k(R)\left[3vR^2f''^2(R)+(v+1)f'^2(R)-vRf'(R)\left\{Rf^{(3)}(R)+4f''(R)\right\}\right]\right)\right].
 \end{aligned}$$

Note that \hat{P} is diagonal, and thus, (4.24) is already satisfied. The cloaking compatibility equations (4.22) give the following two ODEs:

$$f''(R) = f'(R) \left[\frac{1}{R} - \frac{f'(R)}{f(R)} + \frac{k'(R)}{k(R)} \right],
 \tag{4.34a}$$

$$\begin{aligned}
 &(1-2v)Rf^2(R)k(R)f''(R) \\
 &+f'(R)\left[k(R)\left(f(R)-Rf'(R)\right)\left(Rf'(R)+2(v-1)f(R)\right) \right. \\
 &\left. + (v-1)Rf^2(R)k'(R)\right] = 0.
 \end{aligned}
 \tag{4.34b}$$

Using (4.34a) and (4.34b), one obtains the following second-order nonlinear ODE for $f(R)$:

$$f'(R)\left[f(R)-Rf'(R)\right]\left[Rf'(R)+(v-1)f(R)\right]-vRf^2(R)f''(R) = 0.
 \tag{4.35}$$

It is interesting to observe that the differential equation governing the gradient of the cloaking map involves Poisson’s ratio of the virtual plate. Note that for $\nu = 0$, from (4.35), the cloaking map is forced to be the identity. If $\nu \neq 0$, then (4.34a) and (4.34b) imply that

$$\frac{k'(R)}{k(R)} = -\frac{(f(R) - Rf'(R))^2}{\nu Rf^2(R)}, \tag{4.36}$$

and (4.35) can be rewritten as

$$f''(R) = \frac{f'(R)}{\nu Rf^2(R)} [f(R) - Rf'(R)] [Rf'(R) + (\nu - 1)f(R)]. \tag{4.37}$$

Note, however, that (4.35) is a second-order ODE, and hence, one cannot enforce the required boundary conditions $f(R_o) = R_o$, $f(R_i) = \epsilon$, and $f'(R_o) = 1$ (i.e., $\bar{\mathbb{F}}|_{\partial_o\mathcal{C}} = id$) simultaneously. Therefore, cloaking is not possible. The finite (in-plane) balance of linear momentum (4.23), i.e., $\dot{P}^{aA}|_A + \rho(\mathfrak{B}^\top)^a = 0$, is simplified to read

$$\begin{aligned} &6R^2k(R)f'(R)^7 - 3Rf(R)f'(R)^5 [f'(R) (2Rk'(R) + 3k(R)) - 2Rk(R)f''(R)] \\ &- 2f(R)^3f'(R)^2 [2Rf^{(3)}(R)k(R)f'(R) + 3f''(R) (f'(R) (Rk'(R) + k(R)) \\ &- 3Rk(R)f''(R))] \\ &+ f(R)^2f'(R)^3 \{ Rf'(R) [f'(R) (2Rk''(R) + 7k'(R)) - 6Rf''(R)k'(R)] \\ &+ k(R) [6R^2f''(R)^2 + 3f'(R)^2 - Rf'(R) (2Rf^{(3)}(R) + 3f''(R))] \} \\ &+ f(R)^4 \{ 45Rk(R)f''(R)^3 + f'(R)^3 [- (Rk^{(3)}(R) + 3k''(R))] \\ &- 5f'(R)f''(R) [4Rf^{(3)}(R)k(R) + 9f''(R) (Rk'(R) + k(R))] \\ &+ f'(R)^2 [Rf^{(4)}(R)k(R) + 8f^{(3)}(R)k(R) + 12Rf''(R)k''(R) \\ &+ 8 (Rf^{(3)}(R) + 3f''(R)) k'(R) \} = 0. \end{aligned} \tag{4.38}$$

One can recursively use (4.36) and (4.37) to express $k''(R)$, $k^{(3)}(R)$, $f^{(3)}(R)$, and $f^{(4)}(R)$ in terms of $f'(R)$, $f(R)$, $k'(R)$, and $k(R)$. Plugging these expressions into (4.38), one can verify that (4.38) holds. Therefore, the satisfaction of the balance of linear and angular momenta in the physical plate in its finitely deformed configuration (i.e., (4.23) and (4.24)) does not impose any additional restriction on the cloaking map; the cloaking compatibility equations (4.22) is the only constraint on Ξ . In summary, the ODE (4.37) and its initial and boundary conditions are the obstruction to exact cloaking. Note that $f(R) = R$ is a solution of (4.37). We have numerically solved (4.37) for different values of ν and did not find any other solution. This result is summarized in the following proposition.

Proposition 4.5 *Cloaking a circular hole in Kirchoff–Love plates is not possible for any radial cloaking map. The cloaking compatibility equations and the boundary and continuity conditions obstruct cloaking.*

Remark 4.6 We should emphasize that the classical biharmonic equation should not be used in a cloaking formulation; instead, (4.14) should be used. For a homogeneous and isotropic plate in a flat ambient space, substituting the isotropic elasticity tensor (4.16) into the governing equation of the virtual plate (4.14) one obtains the following classical biharmonic equation

$$-D^{(0)}\tilde{\nabla}^4\tilde{W} = \tilde{\rho}\tilde{W}. \tag{4.39}$$

Note that in this form of the governing equation the referential and spatial indices cannot be distinguished. We first show that the classical biharmonic governing equation (4.39) does not correspond to a unique flexural rigidity tensor for an isotropic and homogeneous plate. Without loss of generality, we use Cartesian coordinates, for which (4.14) is expanded to read²⁹

$$-\frac{1}{2}\left[\tilde{C}^{\tilde{x}\tilde{x}\tilde{x}\tilde{x}}\tilde{W}_{\tilde{x}\tilde{x}\tilde{x}\tilde{x}} + \tilde{C}^{\tilde{y}\tilde{y}\tilde{y}\tilde{y}}\tilde{W}_{\tilde{y}\tilde{y}\tilde{y}\tilde{y}} + 4\tilde{C}^{\tilde{x}\tilde{x}\tilde{x}\tilde{y}}\tilde{W}_{\tilde{x}\tilde{x}\tilde{x}\tilde{y}} + 4\tilde{C}^{\tilde{x}\tilde{y}\tilde{x}\tilde{y}}\tilde{W}_{\tilde{x}\tilde{x}\tilde{y}\tilde{y}} + 4\tilde{C}^{\tilde{x}\tilde{y}\tilde{y}\tilde{y}}\tilde{W}_{\tilde{x}\tilde{y}\tilde{y}\tilde{y}} + 2\tilde{C}^{\tilde{x}\tilde{x}\tilde{y}\tilde{y}}\tilde{W}_{\tilde{x}\tilde{x}\tilde{y}\tilde{y}}\right] = \tilde{\rho}\tilde{W}, \tag{4.40}$$

where the minor and major symmetries of the flexural rigidity tensor were used. From (4.39) we have

$$-D^{(0)}\left[\tilde{W}_{\tilde{x}\tilde{x}\tilde{x}\tilde{x}} + \tilde{W}_{\tilde{y}\tilde{y}\tilde{y}\tilde{y}} + 2\tilde{W}_{\tilde{x}\tilde{x}\tilde{y}\tilde{y}}\right] = \tilde{\rho}\tilde{W}. \tag{4.41}$$

Comparing the coefficients of the different derivatives in (4.40) and (4.41), one obtains

$$\begin{aligned} \tilde{C}^{\tilde{x}\tilde{x}\tilde{x}\tilde{x}} &= 2D^{(0)}, & \tilde{C}^{\tilde{y}\tilde{y}\tilde{y}\tilde{y}} &= 2D^{(0)}, \\ \tilde{C}^{\tilde{x}\tilde{x}\tilde{x}\tilde{y}} &= 0, & \tilde{C}^{\tilde{x}\tilde{y}\tilde{y}\tilde{y}} &= 0, & 2\tilde{C}^{\tilde{x}\tilde{y}\tilde{x}\tilde{y}} + \tilde{C}^{\tilde{x}\tilde{x}\tilde{y}\tilde{y}} &= 2D^{(0)}. \end{aligned} \tag{4.42}$$

Therefore, there are infinitely many choices for $\tilde{\mathbf{C}}$; one cannot uniquely determine the flexural rigidity tensor starting from the classical biharmonic governing equation (4.39) and comparing it with the initial governing equation in the tensorial form given in (4.14).

²⁹ Note that

$$\tilde{W}_{\tilde{A}\tilde{B}\tilde{C}\tilde{D}} = \frac{\partial^4\tilde{W}}{\partial\tilde{X}^{\tilde{A}}\partial\tilde{X}^{\tilde{B}}\partial\tilde{X}^{\tilde{C}}\partial\tilde{X}^{\tilde{D}}}.$$

We next transform the classical biharmonic equation (4.39) under a cloaking map. In Cartesian coordinates

$$\Xi^{-1}(X, Y) = \begin{bmatrix} F^X_{\tilde{X}} & F^X_{\tilde{Y}} \\ F^Y_{\tilde{X}} & F^Y_{\tilde{Y}} \end{bmatrix}. \tag{4.43}$$

Knowing that $W = \tilde{W} \circ \Xi^{-1}$, using the chain rule, one finds

$$\begin{aligned} \frac{\partial \tilde{W}}{\partial \tilde{X}} &= \frac{\partial W}{\partial X} F^X_{\tilde{X}} + \frac{\partial W}{\partial Y} F^Y_{\tilde{X}}, \\ \frac{\partial \tilde{W}}{\partial \tilde{Y}} &= \frac{\partial W}{\partial X} F^X_{\tilde{Y}} + \frac{\partial W}{\partial Y} F^Y_{\tilde{Y}}. \end{aligned} \tag{4.44}$$

One may recursively use (4.44) to find the transformed higher-order derivatives of \tilde{W} , and eventually, obtain the transformation of the biharmonic term³⁰

$$\tilde{\nabla}^4 \tilde{W} = \frac{\partial^4 \tilde{W}}{\partial \tilde{X}^4} + \frac{\partial^4 \tilde{W}}{\partial \tilde{Y}^4} + 2 \frac{\partial^4 \tilde{W}}{\partial \tilde{X}^2 \partial \tilde{Y}^2}. \tag{4.45}$$

Comparing the coefficients of the different derivatives in the transformed biharmonic equation with those in the governing equation of the physical plate (4.18), one determines the unknown fields. Comparing the fourth-order derivatives, one finds

$$\begin{aligned} C^{XXXX} &= 2D^{(0)} \left[\left(F^X_{\tilde{X}} \right)^2 + \left(F^X_{\tilde{Y}} \right)^2 \right]^2, \\ C^{YYYY} &= 2D^{(0)} \left[\left(F^Y_{\tilde{X}} \right)^2 + \left(F^Y_{\tilde{Y}} \right)^2 \right]^2, \\ C^{XYYY} &= 2D^{(0)} \left[F^X_{\tilde{X}} F^Y_{\tilde{X}} + F^X_{\tilde{Y}} F^Y_{\tilde{Y}} \right] \left[\left(F^Y_{\tilde{X}} \right)^2 + \left(F^Y_{\tilde{Y}} \right)^2 \right], \\ C^{YXXX} &= 2D^{(0)} \left[F^X_{\tilde{X}} F^Y_{\tilde{X}} + F^X_{\tilde{Y}} F^Y_{\tilde{Y}} \right] \left[\left(F^X_{\tilde{X}} \right)^2 + \left(F^X_{\tilde{Y}} \right)^2 \right], \\ 2C^{XYXY} + C^{XXYY} &= 2D^{(0)} \left\{ 4F^X_{\tilde{X}} F^X_{\tilde{Y}} F^Y_{\tilde{X}} F^Y_{\tilde{Y}} + \left(F^X_{\tilde{X}} \right)^2 \left[3 \left(F^Y_{\tilde{X}} \right)^2 + \left(F^Y_{\tilde{Y}} \right)^2 \right] \right. \\ &\quad \left. + \left(F^X_{\tilde{Y}} \right)^2 \left[3 \left(F^Y_{\tilde{Y}} \right)^2 + \left(F^Y_{\tilde{X}} \right)^2 \right] \right\}. \end{aligned} \tag{4.46}$$

In particular, we note that transforming the biharmonic equation under a cloaking map does not fully determine the flexural rigidity tensor of the cloak. This should not be surprising as the biharmonic equation (4.39) does not correspond to a unique flexural

³⁰ In a general curvilinear coordinate system, the biharmonic term is given by

$$\tilde{\nabla}^4 \tilde{W} = \frac{1}{\sqrt{\det \tilde{\mathbf{G}}}} \frac{\partial}{\partial \tilde{X}^{\tilde{A}}} \left[\sqrt{\det \tilde{\mathbf{G}}} \frac{\partial}{\partial \tilde{X}^{\tilde{B}}} \left(\frac{1}{\sqrt{\det \tilde{\mathbf{G}}}} \frac{\partial}{\partial \tilde{X}^{\tilde{C}}} \left[\sqrt{\det \tilde{\mathbf{G}}} \frac{\partial \tilde{W}}{\partial \tilde{X}^{\tilde{D}}} \tilde{G}^{\tilde{C}\tilde{D}} \right] \right) \tilde{G}^{\tilde{A}\tilde{B}} \right].$$

rigidity tensor for the virtual plate (cf. (4.42)). Also, note that (4.46) is consistent with (4.19) in the sense that, if one only knows the flexural rigidity of the virtual plate \tilde{C} up to (4.42), then (4.19) gives us (4.46). In summary, if one starts from the classical biharmonic equation, in which the tensorial character of the elastic constants is lost, one would not be able to recover the full elastic constants. One needs the full elastic constants to construct the cloak.

4.1.2 A Critical Review of the Work of Colquitt et al. (2014) on Flexural Cloaking

Next we show that the transformation cloaking formulation of Kirchoff–Love plates given in Colquitt et al. (2014) is, unfortunately, incorrect. They start from the classical biharmonic governing equation of an isotropic and homogeneous elastic plate and apply (Norris 2008, Lemma 2.1) twice to transform the governing equation under the cloaking map. Using this lemma, one imposes certain constraints on the gradients of the displacements and the gradients of the Laplacian of the displacements in the virtual and physical plates. These constraints are incompatible with the way the displacement field is transformed under a cloaking map. In particular, these constraints will force the cloaking transformation to isometrically map the governing equations of the virtual plate to those of the physical plate. Therefore, the virtual and physical plates are essentially the same elastic plate and this formulation of transformation cloaking does not result in any new information. Ignoring these constraints and what restrictions they impose on the cloaking map have resulted in deriving incorrect transformed fields for the physical plate, and in particular, we show that Colquitt et al. (2014)’s transformed flexural rigidity is incorrect. The governing equation of flexural waves in an isotropic and homogeneous thin plate with the flexural rigidity $D^{(0)} = Eh^3/12(1 - \nu^2)$, mass density P , thickness h , and in the presence of time-harmonic anti-plane excitations with frequency ω reads

$$D^{(0)}\nabla_{\mathbf{X}}^4 W(\mathbf{X}) - Ph\omega^2 W(\mathbf{X}) = 0, \quad \mathbf{X} \in \chi \subseteq \mathbb{R}^2. \tag{4.47}$$

Colquitt et al. (2014) rewrite the governing equation as

$$\left(\nabla_{\mathbf{X}}^4 - \frac{Ph}{D^{(0)}}\omega^2 \right) W(\mathbf{X}) = 0, \quad \mathbf{X} \in \chi \subseteq \mathbb{R}^2. \tag{4.48}$$

They transform (4.48) by applying (Norris 2008, Lemma 2.1) twice via an invertible map $\mathcal{F} : \chi \rightarrow \Omega$, where $\mathbf{x} = \mathcal{F}(\mathbf{X})$, $\mathbf{F} = \nabla_{\mathbf{X}}\mathbf{x}$, and $J = \det \mathbf{F}$, and obtain

$$\left(\nabla \cdot J^{-1}\mathbf{F}\mathbf{F}^T\nabla J\nabla \cdot J^{-1}\mathbf{F}\mathbf{F}^T\nabla - \frac{Ph}{JD^{(0)}}\omega^2 \right) W(\mathbf{x}) = 0, \quad \mathbf{x} \in \Omega. \tag{4.49}$$

In particular, their transformed rigidity tensor is given by

$$D_{ijkl} = D^{(0)}JG_{ij}G_{kl}, \tag{4.50}$$

where $G_{ij} = J^{-1}F_{ip}F_{jp}$.

Let us discuss the implication of applying (Norris 2008, Lemma 2.1) to the out-of-plane displacement field. In particular, we show that the way the fields are transformed in this lemma is incompatible with the underlying assumption of the transformation of the displacement fields under a cloaking map, i.e., $\tilde{W} \circ \Xi = W$. We work in general curvilinear coordinates and distinguish between the out-of-plane displacement fields in the virtual and physical plates, i.e., \tilde{W} and W . The gradients of \tilde{W} and W are written in components as

$$(\tilde{\nabla} \tilde{W})^{\tilde{A}} = \tilde{G}^{\tilde{A}\tilde{B}} \frac{\partial \tilde{W}}{\partial \tilde{X}^{\tilde{B}}}, \quad (\nabla W)^A = G^{AB} \frac{\partial W}{\partial X^B}. \tag{4.51}$$

Note that

$$\begin{aligned} \tilde{\nabla}^2 \tilde{W} &= \widetilde{\text{DIV}}(\tilde{\nabla} \tilde{W}) = (\tilde{\nabla} \tilde{W})^{\tilde{A}}|_{\tilde{A}} = \frac{1}{\sqrt{\det \tilde{\mathbf{G}}}} \frac{\partial}{\partial \tilde{X}^{\tilde{A}}} \left[\sqrt{\det \tilde{\mathbf{G}}} \frac{\partial \tilde{W}}{\partial \tilde{X}^{\tilde{B}}} \tilde{G}^{\tilde{A}\tilde{B}} \right], \\ \nabla^2 W &= \text{DIV}(\nabla W) = (\nabla W)^A|_A = \frac{1}{\sqrt{\det \mathbf{G}}} \frac{\partial}{\partial X^A} \left[\sqrt{\det \mathbf{G}} \frac{\partial W}{\partial X^B} G^{AB} \right], \end{aligned} \tag{4.52}$$

where ∇^2 is known as the Laplace–Beltrami operator. Applying (Norris 2008, Lemma 2.1) to the gradient of the displacement field, one assumes that $(\nabla W)^A = J_{\Xi}(\tilde{F}^{-1})^A_{\tilde{A}} (\tilde{\nabla} \tilde{W})^{\tilde{A}}$, or in components

$$\frac{\partial W}{\partial X^B} G^{AB} = J_{\Xi}(\tilde{F}^{-1})^A_{\tilde{A}} \frac{\partial \tilde{W}}{\partial \tilde{X}^{\tilde{B}}} \tilde{G}^{\tilde{A}\tilde{B}}, \tag{4.53}$$

i.e., the gradients of the out-of-plane displacements in the virtual and physical plates are related by the Piola transformation. Then, under this assumption, one obtains

$$\left[\frac{\partial W}{\partial X^B} G^{AB} \right]_{|A} = \left[J_{\Xi}(\tilde{F}^{-1})^A_{\tilde{A}} \frac{\partial \tilde{W}}{\partial \tilde{X}^{\tilde{B}}} \tilde{G}^{\tilde{A}\tilde{B}} \right]_{|A} = J_{\Xi} \left[\frac{\partial \tilde{W}}{\partial \tilde{X}^{\tilde{B}}} \tilde{G}^{\tilde{A}\tilde{B}} \right]_{|\tilde{A}}, \tag{4.54}$$

or, equivalently, $\nabla^2 W = \text{DIV}(\nabla W) = J_{\Xi} \widetilde{\text{DIV}}(\tilde{\nabla} \tilde{W}) = J_{\Xi} \tilde{\nabla}^2 \tilde{W}$. Applying the lemma to the Laplacian $\nabla^2 W$, one finds

$$\begin{aligned} \nabla^4 W &= \left[\frac{\partial}{\partial X^B} \left(\left[\frac{\partial W}{\partial X^D} G^{CD} \right]_{|C} \right) G^{AB} \right]_{|A} \\ &= \left[J_{\Xi}(\tilde{F}^{-1})^A_{\tilde{A}} \frac{\partial}{\partial \tilde{X}^{\tilde{B}}} \left(\left[\frac{\partial \tilde{W}}{\partial \tilde{X}^{\tilde{D}}} \tilde{G}^{\tilde{C}\tilde{D}} \right]_{|\tilde{C}} \right) \tilde{G}^{\tilde{A}\tilde{B}} \right]_{|A} \\ &= J_{\Xi} \left[\frac{\partial}{\partial \tilde{X}^{\tilde{B}}} \left(\left[\frac{\partial \tilde{W}}{\partial \tilde{X}^{\tilde{D}}} \tilde{G}^{\tilde{C}\tilde{D}} \right]_{|\tilde{C}} \right) \tilde{G}^{\tilde{A}\tilde{B}} \right]_{|\tilde{A}} = J_{\Xi} \tilde{\nabla}^4 \tilde{W}. \end{aligned} \tag{4.55}$$

Using (4.54), one rewrites (4.55) as

$$\begin{aligned} \nabla^4 W &= \left[J_{\Xi}(\tilde{F}^{-1})^A_{\tilde{A}} \frac{\partial}{\partial \tilde{X}^{\tilde{B}}} \left[J_{\Xi}^{-1} \left(J_{\Xi}(\tilde{F}^{-1})^C_{\tilde{C}} \frac{\partial \tilde{W}}{\partial \tilde{X}^{\tilde{D}}} \tilde{G}^{\tilde{C}\tilde{D}} \right) \right]_{|C} \tilde{G}^{\tilde{A}\tilde{B}} \right]_{|A} \\ &= J_{\Xi} \tilde{\nabla}^4 \tilde{W}. \end{aligned} \tag{4.56}$$

Colquitt et al. (2014) and many other researchers start from the biharmonic equation for the virtual plate, i.e., $D^{(0)} \tilde{\nabla}^4 \tilde{W} - Ph\omega^2 \tilde{W} = 0$. Then, they use (4.56) and rewrite the biharmonic equation as

$$\begin{aligned} &\left[J_{\Xi}(\tilde{F}^{-1})^A_{\tilde{A}} \frac{\partial}{\partial \tilde{X}^{\tilde{B}}} \left[J_{\Xi}^{-1} \left(J_{\Xi}(\tilde{F}^{-1})^C_{\tilde{C}} \frac{\partial \tilde{W}}{\partial \tilde{X}^{\tilde{D}}} \tilde{G}^{\tilde{C}\tilde{D}} \right) \right]_{|C} \tilde{G}^{\tilde{A}\tilde{B}} \right]_{|A} \\ &- J_{\Xi} \frac{Ph}{D^{(0)}} \omega^2 \tilde{W} = 0. \end{aligned} \tag{4.57}$$

They implicitly assume that the virtual and physical plates have the same displacement fields, i.e., $W = \tilde{W} \circ \Xi$,³¹ or, $W = \tilde{W} \circ \mathcal{F}^{-1}$ (cf. (4.49)), and write (4.57) as (note that their mapping \mathcal{F} corresponds to Ξ^{-1})

$$\begin{aligned} &\left[J_{\Xi}(\tilde{F}^{-1})^A_{\tilde{A}} (\tilde{F}^{-1})^B_{\tilde{B}} \frac{\partial}{\partial X^B} \left[J_{\Xi}^{-1} \left(J_{\Xi}(\tilde{F}^{-1})^C_{\tilde{C}} (\tilde{F}^{-1})^D_{\tilde{D}} \frac{\partial W}{\partial X^D} \tilde{G}^{\tilde{C}\tilde{D}} \right) \right]_{|C} \tilde{G}^{\tilde{A}\tilde{B}} \right]_{|A} \\ &- J_{\Xi} \frac{Ph}{D^{(0)}} \omega^2 W = 0. \end{aligned} \tag{4.58}$$

However, this formulation of the transformation cloaking problem is flawed for a number of reasons:

(i) Once one assumes that $W = \tilde{W} \circ \Xi$, the gradients of displacements are related by the chain rule as $\frac{\partial \tilde{W}}{\partial \tilde{X}^{\tilde{D}}} = (\tilde{F}^{-1})^D_{\tilde{D}} \frac{\partial W}{\partial X^D}$, and not by the Piola transformation (4.53), which is the underlying assumption of (Norris 2008, Lemma 2.1). In other words, one cannot assume that $W = \tilde{W} \circ \Xi$, and at the same time use the Piola transform, which is what Colquitt et al. (2014) did; in order to derive (4.58) from (4.57) they used the chain rule to relate the gradients of displacements as $\frac{\partial \tilde{W}}{\partial \tilde{X}^{\tilde{D}}} = (\tilde{F}^{-1})^D_{\tilde{D}} \frac{\partial W}{\partial X^D}$.

(ii) Applying (Norris 2008, Lemma 2.1) twice requires the following extra constraint on the gradients of the Laplacian terms (this is similar to (4.53)):

$$\begin{aligned} &\frac{\partial}{\partial X^B} \left[\left(\frac{\partial W}{\partial X^D} G^{CD} \right) \right]_{|C} G^{AB} \\ &= J_{\Xi}(\tilde{F}^{-1})^A_{\tilde{A}} \frac{\partial}{\partial \tilde{X}^{\tilde{B}}} \left[\left(\frac{\partial \tilde{W}}{\partial \tilde{X}^{\tilde{D}}} \tilde{G}^{\tilde{C}\tilde{D}} \right) \right]_{|\tilde{C}} \tilde{G}^{\tilde{A}\tilde{B}}, \end{aligned} \tag{4.59}$$

³¹ This assumption ensures that the second term in (4.47) remains form invariant under the cloaking map.

where using (4.53), it is simplified to read

$$\begin{aligned} & \tilde{F}^{\tilde{E}} \tilde{E}_B \frac{\partial}{\partial \tilde{X}^{\tilde{E}}} \left[J_{\Xi} \left(\frac{\partial \tilde{W}}{\partial \tilde{X}^{\tilde{D}}} \tilde{G}^{\tilde{C}\tilde{D}} \right) \Big|_{\tilde{C}} \right] G^{AB} \\ &= J_{\Xi} (\tilde{F}^{-1})^A_{\tilde{A}} \tilde{G}^{\tilde{A}\tilde{B}} \frac{\partial}{\partial \tilde{X}^{\tilde{B}}} \left[\left(\frac{\partial \tilde{W}}{\partial \tilde{X}^{\tilde{D}}} \tilde{G}^{\tilde{C}\tilde{D}} \right) \Big|_{\tilde{C}} \right]. \end{aligned} \tag{4.60}$$

Colquitt et al. (2014) use the lemma twice and write their Eq. (2) without mentioning the constraint (4.60) or (4.53) and even checking if these constraints are compatible with the underlying assumption that $W = \tilde{W} \circ \Xi$. Let us see what restrictions these constraints impose on the cloaking map. From (4.53) and the chain rule $\frac{\partial \tilde{W}}{\partial \tilde{X}^{\tilde{D}}} = (\tilde{F}^{-1})^D_{\tilde{D}} \frac{\partial W}{\partial X^D}$, one obtains

$$G^{AB} = J_{\Xi} (\tilde{F}^{-1})^A_{\tilde{A}} (\tilde{F}^{-1})^B_{\tilde{B}} \tilde{G}^{\tilde{A}\tilde{B}}. \tag{4.61}$$

Substituting (4.61) into (4.60), one finds

$$\frac{\partial}{\partial \tilde{X}^{\tilde{B}}} \left[(J_{\Xi} - 1) \left(\frac{\partial \tilde{W}}{\partial \tilde{X}^{\tilde{D}}} \tilde{G}^{\tilde{C}\tilde{D}} \right) \Big|_{\tilde{C}} \right] = \frac{\partial}{\partial \tilde{X}^{\tilde{B}}} \left[(J_{\Xi} - 1) \tilde{\nabla}^2 \tilde{W} \right] = 0. \tag{4.62}$$

Knowing that (4.62) must hold for an arbitrary displacement field \tilde{W} , one concludes that $J_{\Xi} = 1$,³² and thus, $\mathbf{G} = \Xi^* \tilde{\mathbf{G}}$, meaning that the physical and virtual plates are isometric and are essentially the same elastic plate with the same mechanical response. To see this more clearly, using the fact that $J_{\Xi} = 1$, and $\mathbf{G} = \Xi^* \tilde{\mathbf{G}}$, or in components, $G^{AB} = (\tilde{F}^{-1})^A_{\tilde{A}} (\tilde{F}^{-1})^B_{\tilde{B}} \tilde{G}^{\tilde{A}\tilde{B}}$ and the metric compatibility of \mathbf{G} , i.e., $G_{AB|C} = 0$, (4.58) is simplified to read

$$D^{(0)} G^{AB} G^{CD} \left(\frac{\partial W}{\partial X^D} \right) \Big|_{C|B|A} - Ph\omega^2 W = 0, \tag{4.63}$$

i.e., $D^{(0)} \nabla^4 W - Ph\omega^2 W = 0$, which is identical to the biharmonic equation for the virtual plate $D^{(0)} \tilde{\nabla}^4 \tilde{W} - Ph\omega^2 \tilde{W} = 0$. Therefore, the physical and the virtual plates are the same elastic plate and the application of (Norris 2008, Lemma 2.1) maps the biharmonic equation to itself; it does not result in any new information.

(iii) Colquitt et al. (2014) express (4.58) in Cartesian coordinates and looking at the fourth-order derivatives of the displacement, i.e., $J_{\Xi} (\tilde{F}^{-1})^A_{\tilde{A}} (\tilde{F}^{-1})^B_{\tilde{B}} (\tilde{F}^{-1})^C_{\tilde{C}}$

³² Note that (4.62) implies that $(J_{\Xi} - 1) \tilde{\nabla}^2 \tilde{W} = C$, where C is a constant. Recalling that on the outer boundary of the cloak $\tilde{\mathbf{F}}|_{\partial_o C} = id$, and thus, $J_{\Xi}|_{\partial_o C} = 1$, and given that \tilde{W} is smooth, one concludes that $C = 0$. Therefore, $J_{\Xi} = 1$.

$(\tilde{F}^{-1})^D \tilde{C} \frac{\partial^4 W}{\partial X^D \partial X^C \partial X^B \partial X^A}$ (summations on \tilde{A} and \tilde{C}), incorrectly conclude that the flexural rigidity of the cloak is given by (4.50), or in our notation, $D^{ABCD} = D^{(0)} J_{\Xi} (\tilde{F}^{-1})^A \tilde{A} (\tilde{F}^{-1})^B \tilde{B} (\tilde{F}^{-1})^C \tilde{C} (\tilde{F}^{-1})^D \tilde{D}$. The reason for this mistake is that (4.58) has some hidden strong assumptions. Incorporating these assumptions one arrives at (4.63). In other words, one needs to look at (4.63) in order to calculate the transformed elastic constants, and not (4.58). Looking at the term in (4.63) with fourth-order derivatives, the transformed elasticity tensor is given by $D^{(0)} \frac{\partial^4 W}{\partial X^C \partial X^C \partial X^A \partial X^A}$ in Cartesian coordinates. However, (4.63) is nothing but the governing equation of the virtual plate, i.e., the virtual and physical plates are identical.

Note that when the cloaking transformation is the identity, i.e., when $\mathcal{F} = id$, Colquitt et al. (2014)'s transformed rigidity tensor (4.50) is not reduced to that of the homogeneous and isotropic plate (4.30) and is not even positive definite (see also Pomot et al. 2019). To see this note that for the identity cloaking map (4.50) is simplified to read

$$D = [D^{ijkl}] = \frac{Eh^3}{12(1 + \nu)} \begin{bmatrix} \begin{bmatrix} 1 & 0 \\ 0 & 1 \end{bmatrix} & \begin{bmatrix} 0 & 0 \\ 0 & 0 \end{bmatrix} \\ \begin{bmatrix} 0 & 0 \\ 0 & 0 \end{bmatrix} & \begin{bmatrix} 1 & 0 \\ 0 & 1 \end{bmatrix} \end{bmatrix}, \tag{4.64}$$

which clearly does not agree with the flexural rigidity of the isotropic and homogeneous elastic plate (4.30). It is also immediate to see that (4.64) has zero eigenvalues, and thus, is not positive definite.

(iv) The traction due to the so-called membrane forces obtained in Colquitt et al. (2014) does not vanish on the boundary of the hole, i.e., the hole surface is not traction-free. This means that in the numerical simulations presented in Colquitt et al. (2014), one needs to apply some forces on the boundary of the hole even if the transformation cloaking problem had been properly formulated. Furthermore, the finite traction due to the membrane forces does not vanish on the boundary of the cloak either, and their cloaking transformation does not have the identity tangent map on the outer boundary of the cloak $\partial_o \mathcal{C}$, i.e., $T\mathcal{F}|_{\partial_o \mathcal{C}} = \tilde{\mathbf{F}}|_{\partial_o \mathcal{C}} \neq id$. Therefore, the physical and virtual plates cannot have identical current configurations outside the cloaking region.

Remark 4.7 In this remark we show that the work of Colquitt et al. (2013) on cloaking of the out-of-plane shear waves for the Helmholtz equation is also incorrect because similar to their flexural cloaking formulation (Colquitt et al. 2014) their use of the Piola transformation is inconsistent with their displacement transformation. Colquitt et al. (2013) start from the Helmholtz equation for an isotropic and homogeneous medium

$$\mu \nabla_X \cdot (\nabla_X)u(X) + \rho \omega^2 u(X) = 0, \quad X \in \chi \subset \mathbb{R}^2, \tag{4.65}$$

where μ and ρ are, respectively, the shear modulus and the mass density of the isotropic and homogeneous medium, and u is the out-of-plane displacement. Applying (Norris

2008, Lemma 2.1) using an invertible map $\mathcal{F} : \chi \rightarrow \Omega$ such that $\mathbf{x} = \mathcal{F}(\mathbf{X})$, $\mathbf{F} = \nabla_{\mathbf{X}}\mathbf{x}$, and $J = \det \mathbf{F}$, they transform (4.65) as

$$\left[\nabla \cdot (\mathcal{C}(x)\nabla) + \rho(x)\omega^2 \right] u(x) = 0, \quad x \in \Omega \subset \mathbb{R}^2, \tag{4.66}$$

where $\mathcal{C}(x) = \mu/J(x)\mathbf{F}(x)\mathbf{F}^T(x)$ is the transformed stiffness matrix and the transformed mass density is given by $\rho(x) = \varrho/J(x)$. To write this in our notation, one starts with the Helmholtz equation for the virtual medium $\tilde{\mu} \tilde{\nabla}^2 \tilde{\mathbf{W}} + \tilde{\rho} \omega^2 \tilde{\mathbf{W}} = 0$, where $\tilde{\mu}$, $\tilde{\rho}$, and $\tilde{\mathbf{W}}$ are, respectively, the shear modulus, the mass density, and the displacement in the virtual medium. Then, provided that (4.53) holds, one may use (Norris 2008, Lemma 2.1) (see (4.54)), to obtain the transformed equation as

$$\tilde{\mu} \left[J_{\Xi} (\tilde{F}^{-1})^A_{\tilde{A}} \frac{\partial \tilde{\mathbf{W}}}{\partial \tilde{X}^{\tilde{B}}} \tilde{G}^{\tilde{A}\tilde{B}} \right]_{|A} + \tilde{\rho} J_{\Xi} \omega^2 \tilde{\mathbf{W}} = 0. \tag{4.67}$$

Next, assuming that the virtual and the physical media have identical displacements, i.e., $\mathbf{W} = \tilde{\mathbf{W}} \circ \Xi$ (which is what Colquitt et al. (2013) implicitly assume) and using the chain rule, one finds

$$\left[\tilde{\mu} J_{\Xi} (\tilde{F}^{-1})^A_{\tilde{A}} (\tilde{F}^{-1})^B_{\tilde{B}} \frac{\partial \mathbf{W}}{\partial X^B} \tilde{G}^{\tilde{A}\tilde{B}} \right]_{|A} + \tilde{\rho} J_{\Xi} \omega^2 \mathbf{W} = 0. \tag{4.68}$$

This is identical to what they have in (4.66), recalling that \mathcal{F} corresponds to Ξ^{-1} . As we discussed in the case of flexural transformation cloaking, (4.53) imposes a strong constraint on the cloaking map, which is given by (4.61). In fact, in Cartesian coordinates, (4.61) is simplified to read $J_{\Xi} (\tilde{F}^{-1})^A_{\tilde{A}} (\tilde{F}^{-1})^B_{\tilde{A}} = \delta^{AB}$ (summation on \tilde{A}). Using this relation, one obtains the tangent of the (inverse) cloaking map as³³

$$\tilde{\mathbf{F}}^{-1}(\tilde{X}, \tilde{Y}) = \begin{bmatrix} \alpha(\tilde{X}, \tilde{Y}) & \beta(\tilde{X}, \tilde{Y}) \\ -\beta(\tilde{X}, \tilde{Y}) & \alpha(\tilde{X}, \tilde{Y}) \end{bmatrix}, \tag{4.69}$$

where $\alpha^2 + \beta^2 > 0$. Note that the (bulk) compatibility equations for $\tilde{\mathbf{F}}^{-1}$ are written as $(\tilde{F}^{-1})^A_{\tilde{A}\tilde{B}} = (\tilde{F}^{-1})^A_{\tilde{B}\tilde{A}}$, and thus, one has³⁴

$$\frac{\partial \alpha}{\partial \tilde{X}} = -\frac{\partial \beta}{\partial \tilde{Y}}, \quad \text{and} \quad \frac{\partial \alpha}{\partial \tilde{Y}} = \frac{\partial \beta}{\partial \tilde{X}}. \tag{4.70}$$

Hence, one concludes that α and β are harmonic, i.e.,

$$\frac{\partial^2 \alpha}{\partial \tilde{X}^2} + \frac{\partial^2 \alpha}{\partial \tilde{Y}^2} = 0, \quad \text{and} \quad \frac{\partial^2 \beta}{\partial \tilde{X}^2} + \frac{\partial^2 \beta}{\partial \tilde{Y}^2} = 0. \tag{4.71}$$

³³ Notice that (4.69) can be represented as a rotation matrix multiplied by the scalar $(\alpha^2 + \beta^2)$.

³⁴ Note that if one defines the complex function $f(\tilde{X} + i\tilde{Y}) = \beta(\tilde{X}, \tilde{Y}) + i\alpha(\tilde{X}, \tilde{Y})$, then (4.70) are the Cauchy-Riemann equations, and hence, the complex function f is holomorphic.

The mapping \mathcal{F} that Colquitt et al. (2013) used to design a square-shaped cloak by shrinking a finite rectangular cavity to a small one is not of the form (4.69).

4.2 Elastodynamic Transformation Cloaking in Plates with Both In-plane and Out-of-plane Displacements

In this section, we relax the pure bending assumption and formulate the transformation cloaking problem of a classical elastic plate in the presence of both in-plane and out-of-plane displacements. In doing so, we let the physical plate undergo finite in-plane deformations while staying flat, i.e., $(\hat{\varphi}^\perp = id$ and $\hat{\theta} = \mathbf{0})$, whereas the virtual plate remains undeformed ($\check{\varphi} = id$). For simplicity of notation, let us drop the superscripts and denote the normal and tangential displacement fields of the physical (virtual) plate \mathbf{U}^\perp and \mathbf{U}^\top ($\tilde{\mathbf{U}}^\perp$ and $\tilde{\mathbf{U}}^\top$) by \mathbf{W} and \mathbf{U} ($\tilde{\mathbf{W}}$ and $\tilde{\mathbf{U}}$), respectively. The tangential and normal displacement fields are transformed as

$$\tilde{\mathbf{U}}^{\tilde{a}} = s^{\tilde{a}} \circ \hat{\varphi} \circ \mathbf{U}^a \circ \Xi, \quad \text{and} \quad \tilde{\mathbf{W}} = \mathbf{W} \circ \Xi^{-1}. \tag{4.72}$$

The linearized balance of linear momentum for the virtual plate, which has uniform elastic properties, reads

$$\delta \tilde{\mathcal{P}}^{\tilde{a}\tilde{A}}|_{\tilde{A}} = \tilde{\rho}_0 \ddot{\tilde{\mathbf{U}}}^{\tilde{a}}, \quad \text{and} \quad -(\tilde{F}^{-1})^{\tilde{B}}_{\tilde{a}} \delta \tilde{\mathcal{M}}^{\tilde{a}\tilde{A}}|_{\tilde{A}\tilde{B}} = \tilde{\rho}_0 \ddot{\tilde{\mathbf{W}}}, \tag{4.73}$$

where

$$\begin{aligned} \delta \tilde{\mathcal{P}}^{\tilde{a}\tilde{A}} &= \tilde{\mathbb{A}}^{\tilde{a}\tilde{A}\tilde{b}\tilde{B}} \tilde{\mathbf{U}}_{\tilde{b}|\tilde{B}} + \frac{1}{2} \tilde{\mathbb{B}}^{\tilde{a}\tilde{A}\tilde{b}\tilde{B}} (\tilde{\mathbf{W}}_{,\tilde{b}})_{|\tilde{B}}, \\ \text{and} \quad \delta \tilde{\mathcal{M}}^{\tilde{a}\tilde{A}} &= \frac{1}{2} \tilde{\mathbb{C}}^{\tilde{a}\tilde{A}\tilde{b}\tilde{B}} (\tilde{\mathbf{W}}_{,\tilde{b}})_{|\tilde{B}} + \frac{1}{2} \tilde{\mathbb{B}}^{\tilde{b}\tilde{B}\tilde{a}\tilde{A}} \tilde{\mathbf{U}}_{\tilde{b}|\tilde{B}}. \end{aligned} \tag{4.74}$$

The symmetries of the elastic constants (3.70) for the virtual plate imply that

$$\tilde{\mathbb{A}}^{\tilde{a}\tilde{A}\tilde{c}\tilde{B}} \tilde{\mathcal{F}}^{\tilde{b}}_{\tilde{A}} = 0, \quad \tilde{\mathbb{B}}^{\tilde{c}\tilde{B}\tilde{a}\tilde{A}} \tilde{\mathcal{F}}^{\tilde{b}}_{\tilde{A}} = 0, \tag{4.75a}$$

$$\tilde{\mathbb{B}}^{\tilde{a}\tilde{A}\tilde{c}\tilde{B}} \tilde{\mathcal{F}}^{\tilde{b}}_{\tilde{A}} = 0, \quad \tilde{\mathbb{C}}^{\tilde{a}\tilde{A}\tilde{c}\tilde{B}} \tilde{\mathcal{F}}^{\tilde{b}}_{\tilde{A}} = 0. \tag{4.75b}$$

Knowing that the virtual plate is uniform, its elastic properties (constants) are (covariantly) constant. Thus, (4.73) is simplified to read

$$\begin{aligned} \tilde{\mathbb{A}}^{\tilde{a}\tilde{A}\tilde{b}\tilde{B}} \tilde{\mathbf{U}}_{\tilde{b}|\tilde{B}} + \frac{1}{2} \tilde{\mathbb{B}}^{\tilde{a}\tilde{A}\tilde{b}\tilde{B}} (\tilde{\mathbf{W}}_{,\tilde{b}})_{|\tilde{B}} &= \tilde{\rho}_0 \ddot{\tilde{\mathbf{U}}}^{\tilde{a}}, \\ -\frac{1}{2} (\tilde{F}^{-1})^{\tilde{B}}_{\tilde{a}} \left(\tilde{\mathbb{C}}^{\tilde{a}\tilde{A}\tilde{b}\tilde{C}} (\tilde{\mathbf{W}}_{,\tilde{b}})_{|\tilde{C}} + \tilde{\mathbb{B}}^{\tilde{b}\tilde{C}\tilde{a}\tilde{A}} \tilde{\mathbf{U}}_{\tilde{b}|\tilde{C}} \right) &= \tilde{\rho}_0 \ddot{\tilde{\mathbf{W}}}. \end{aligned} \tag{4.76}$$

The balance of linear momentum for the physical plate in the absence of initial couple-stress ($\check{\mathbf{M}} = \mathbf{0}$) reads (cf. (3.82))

$$\delta P^{aA}|_A + \rho_0 \mathfrak{B}^\perp g^{ab} \mathbf{W}_{,b} + \rho_0 g^{ab} (\mathfrak{B}^\top)^c \mathbf{U}_{|b} - \rho_0 g^{ac} (\hat{F}^{-1})^B_b (\mathbf{W}_{,c})_{|B} \hat{\mathfrak{L}}^b = \rho_0 \ddot{\mathbf{U}}^a, \tag{4.77a}$$

$$\begin{aligned} \mathring{P}^{aA} (W,a)|_A - \left[(\mathring{F}^{-1})^B{}_a \delta M^{aA} \right]_B - \rho_0 (\mathring{\mathfrak{B}}^\top)^b W_{,b} + \left(\rho_0 \mathring{\mathfrak{Z}}^c U_{c|b} \mathring{g}^{ab} (\mathring{F}^{-1})^A{}_a \right)_{|A} \\ - \left[\rho_0 \mathring{\mathfrak{Z}}^a (\mathring{F}^{-1})^B{}_a (\mathring{F}^{-1})^A{}_b U^b \right]_{|A} = \rho_0 \mathring{W}, \end{aligned} \tag{4.77b}$$

where using (3.84)

$$\begin{aligned} \delta P^{aA} &= \left[\mathbb{A}^{aAbB} + \mathring{P}^{cA} (\mathring{F}^{-1})^B{}_c \mathring{g}^{ab} \right] U_{b|B} + \frac{1}{2} \mathbb{B}^{aAbB} (W,b)|_B, \\ \delta M^{aA} &= \frac{1}{2} \mathbb{C}^{aAbB} (W,b)|_B + \frac{1}{2} \mathbb{B}^b B a A U_{b|B}. \end{aligned} \tag{4.78}$$

Note that

$$\begin{aligned} \tilde{U}_{\bar{b}|\bar{c}} &= (s^{-1})^b{}_{\bar{b}} (\bar{F}^{-1})^c{}_{\bar{c}} U_{b|c}, \\ \tilde{U}_{\bar{b}|\bar{c}|\bar{a}} &= (s^{-1})^b{}_{\bar{b}} \left[(\bar{F}^{-1})^c{}_{\bar{c}|\bar{a}} U_{b|c} + (\bar{F}^{-1})^c{}_{\bar{c}} (\bar{F}^{-1})^a{}_{\bar{a}} U_{b|c|a} \right], \\ \tilde{U}_{\bar{b}|\bar{c}|\bar{a}|\bar{b}} &= (s^{-1})^b{}_{\bar{b}} \left[(\bar{F}^{-1})^c{}_{\bar{c}|\bar{a}|\bar{b}} U_{b|c} + \left((\bar{F}^{-1})^c{}_{\bar{c}|\bar{a}} (\bar{F}^{-1})^a{}_{\bar{a}} + (\bar{F}^{-1})^c{}_{\bar{c}|\bar{b}} (\bar{F}^{-1})^a{}_{\bar{a}} \right. \right. \\ &\quad \left. \left. + (\bar{F}^{-1})^c{}_{\bar{c}} (\bar{F}^{-1})^a{}_{\bar{a}|\bar{b}} \right) U_{b|c|a} + (\bar{F}^{-1})^c{}_{\bar{c}} (\bar{F}^{-1})^a{}_{\bar{a}} (\bar{F}^{-1})^b{}_{\bar{b}} U_{b|c|a|b} \right], \tag{4.79} \\ \tilde{W}_{\bar{b}} &= (\bar{F}^{-1})^b{}_{\bar{b}} W_{,b}, \\ (\tilde{W}_{\bar{b}})_{|\bar{c}} &= (\bar{F}^{-1})^b{}_{\bar{b}|\bar{c}} W_{,b} + (\bar{F}^{-1})^b{}_{\bar{b}} (\bar{F}^{-1})^c{}_{\bar{c}} (W,b)|_c, \\ (\tilde{W}_{\bar{b}})_{|\bar{c}|\bar{a}} &= (\bar{F}^{-1})^b{}_{\bar{b}|\bar{c}|\bar{a}} W_{,b} + \left[(\bar{F}^{-1})^b{}_{\bar{b}|\bar{a}} (\bar{F}^{-1})^c{}_{\bar{c}} + (\bar{F}^{-1})^c{}_{\bar{c}|\bar{a}} (\bar{F}^{-1})^b{}_{\bar{b}} \right. \\ &\quad \left. + (\bar{F}^{-1})^b{}_{\bar{b}|\bar{c}} (\bar{F}^{-1})^c{}_{\bar{a}} \right] (W,b)|_c + (\bar{F}^{-1})^b{}_{\bar{b}} (\bar{F}^{-1})^c{}_{\bar{c}} (\bar{F}^{-1})^a{}_{\bar{a}} (W,b)|_{c|a}, \\ (\tilde{W}_{\bar{b}})_{|\bar{c}|\bar{a}|\bar{b}} &= (\bar{F}^{-1})^b{}_{\bar{b}|\bar{c}|\bar{a}|\bar{b}} W_{,b} + \left[(\bar{F}^{-1})^b{}_{\bar{b}|\bar{a}} (\bar{F}^{-1})^a{}_{\bar{c}|\bar{b}} + (\bar{F}^{-1})^b{}_{\bar{b}|\bar{c}} (\bar{F}^{-1})^a{}_{\bar{a}|\bar{b}} \right. \\ &\quad \left. + (\bar{F}^{-1})^b{}_{\bar{b}|\bar{b}} (\bar{F}^{-1})^a{}_{\bar{c}|\bar{a}} + (\bar{F}^{-1})^b{}_{\bar{b}|\bar{c}|\bar{b}} (\bar{F}^{-1})^a{}_{\bar{a}} + (\bar{F}^{-1})^b{}_{\bar{b}|\bar{a}|\bar{b}} (\bar{F}^{-1})^a{}_{\bar{c}} \right. \\ &\quad \left. + (\bar{F}^{-1})^b{}_{\bar{b}|\bar{c}|\bar{a}} (\bar{F}^{-1})^a{}_{\bar{b}} + (\bar{F}^{-1})^a{}_{\bar{c}|\bar{a}|\bar{b}} (\bar{F}^{-1})^b{}_{\bar{b}} \right] (W,b)|_a \\ &\quad + \left[(\bar{F}^{-1})^b{}_{\bar{b}|\bar{b}} (\bar{F}^{-1})^c{}_{\bar{c}} (\bar{F}^{-1})^a{}_{\bar{a}} + (\bar{F}^{-1})^c{}_{\bar{c}|\bar{b}} (\bar{F}^{-1})^b{}_{\bar{b}} (\bar{F}^{-1})^a{}_{\bar{a}} \right. \\ &\quad \left. + (\bar{F}^{-1})^a{}_{\bar{a}|\bar{b}} (\bar{F}^{-1})^b{}_{\bar{b}} (\bar{F}^{-1})^c{}_{\bar{c}} + (\bar{F}^{-1})^b{}_{\bar{b}|\bar{c}} (\bar{F}^{-1})^c{}_{\bar{a}} (\bar{F}^{-1})^a{}_{\bar{b}} \right. \\ &\quad \left. + (\bar{F}^{-1})^b{}_{\bar{b}|\bar{a}} (\bar{F}^{-1})^a{}_{\bar{b}} (\bar{F}^{-1})^c{}_{\bar{c}} + (\bar{F}^{-1})^c{}_{\bar{c}|\bar{a}} (\bar{F}^{-1})^a{}_{\bar{b}} (\bar{F}^{-1})^b{}_{\bar{b}} \right] (W,b)|_{c|a} \\ &\quad \left. + (\bar{F}^{-1})^b{}_{\bar{b}} (\bar{F}^{-1})^c{}_{\bar{c}} (\bar{F}^{-1})^a{}_{\bar{a}} (\bar{F}^{-1})^b{}_{\bar{b}} (W,b)|_{c|a|b}, \tag{4.80} \end{aligned}$$

where $\mathring{\mathbf{F}} = \mathring{\mathbf{F}}\mathring{\mathbf{F}}\mathring{\mathbf{F}}^{-1}$.³⁵ Under the cloaking transformation $\Xi : \mathcal{H} \rightarrow \tilde{\mathcal{H}}$ and using (4.79) and (4.80), the divergence term in (4.73)₁ is transformed via the Piola transformation as

³⁵ Note that $\mathring{\mathbf{F}} = id$, while $\mathring{\mathbf{F}}$ is not the identity, in general. However, for thin plates (due to the inextensibility constraint) $\mathring{\mathbf{F}} = id$, and thus, the mappings ξ and Ξ are identical, whence (4.80) reduces to (4.17) with a slight abuse of notation.

$$\begin{aligned}
 & \left[\tilde{\mathbb{A}}^{\tilde{a}\tilde{A}\tilde{b}\tilde{B}} \tilde{\mathbb{U}}_{\tilde{b}|\tilde{B}} + \frac{1}{2} \tilde{\mathbb{B}}^{\tilde{a}\tilde{A}\tilde{b}\tilde{B}} (\tilde{\mathbb{W}}_{,\tilde{b}})_{|\tilde{B}} \right]_{|\tilde{A}} \\
 &= J_{\Xi}^{-1} \left[J_{\Xi} (\tilde{F}^{-1})^A_{\tilde{A}} \tilde{\mathbb{A}}^{\tilde{a}\tilde{A}\tilde{b}\tilde{B}} \tilde{\mathbb{U}}_{\tilde{b}|\tilde{B}} + \frac{1}{2} J_{\Xi} (\tilde{F}^{-1})^A_{\tilde{A}} \tilde{\mathbb{B}}^{\tilde{a}\tilde{A}\tilde{b}\tilde{B}} (\tilde{\mathbb{W}}_{,\tilde{b}})_{|\tilde{B}} \right]_{|A} \\
 &= J_{\Xi}^{-1} \left[J_{\Xi} (\tilde{F}^{-1})^A_{\tilde{A}} (\tilde{F}^{-1})^B_{\tilde{B}} (s^{-1})^b_{\tilde{b}} \tilde{\mathbb{A}}^{\tilde{a}\tilde{A}\tilde{b}\tilde{B}} \mathbb{U}_{b|B} \right. \\
 &\quad + \frac{1}{2} J_{\Xi} (\tilde{F}^{-1})^A_{\tilde{A}} (\tilde{F}^{-1})^b_{\tilde{b}} (\tilde{F}^{-1})^B_{\tilde{B}} \tilde{\mathbb{B}}^{\tilde{a}\tilde{A}\tilde{b}\tilde{B}} (\mathbb{W}_{,b})_{|B} \\
 &\quad \left. + \frac{1}{2} J_{\Xi} (\tilde{F}^{-1})^A_{\tilde{A}} (\tilde{F}^{-1})^b_{\tilde{b}} \tilde{\mathbb{B}}^{\tilde{a}\tilde{A}\tilde{b}\tilde{B}} \mathbb{W}_{,b} \right]_{|A}. \tag{4.81}
 \end{aligned}$$

Using the shifter map, we write (4.81) as the in-plane governing equation of the physical plate (4.77a). Therefore, the referential mass density of the physical plate is given by $\rho_0 = J_{\Xi} \tilde{\rho}_0$,³⁶ and recalling that the shifter map is covariantly constant, one obtains

$$\mathbb{A}^{aAbB} = J_{\Xi} (s^{-1})^a_{\tilde{a}} (\tilde{F}^{-1})^A_{\tilde{A}} (s^{-1})^b_{\tilde{b}} (\tilde{F}^{-1})^B_{\tilde{B}} \tilde{\mathbb{A}}^{\tilde{a}\tilde{A}\tilde{b}\tilde{B}} - \mathring{P}^{cA} (\tilde{F}^{-1})^B_{\tilde{B}} g^{ab}, \tag{4.82a}$$

$$\mathbb{B}^{aAbB} = J_{\Xi} (s^{-1})^a_{\tilde{a}} (\tilde{F}^{-1})^A_{\tilde{A}} (\tilde{F}^{-1})^b_{\tilde{b}} (\tilde{F}^{-1})^B_{\tilde{B}} \tilde{\mathbb{B}}^{\tilde{a}\tilde{A}\tilde{b}\tilde{B}}, \tag{4.82b}$$

$$\rho_0 \mathring{\mathfrak{B}}^{\perp} = \frac{1}{2} J_{\Xi} (s^{-1})^a_{\tilde{a}} (\tilde{F}^{-1})^b_{\tilde{b}} \tilde{\mathbb{B}}^{\tilde{a}\tilde{A}\tilde{b}\tilde{B}} g_{ab}, \tag{4.82c}$$

$$\rho_0 \mathring{\mathfrak{L}}^b = -\frac{1}{2} J_{\Xi} (s^{-1})^a_{\tilde{a}} (\tilde{F}^{-1})^b_{\tilde{b}} \mathring{F}^c_{\tilde{A}} (\tilde{F}^{-1})^c_{\tilde{B}} \tilde{\mathbb{B}}^{\tilde{a}\tilde{A}\tilde{b}\tilde{B}} g_{bc}, \tag{4.82d}$$

$$(\mathring{\mathfrak{B}}^{\top})^b = 0, \tag{4.82e}$$

where in deriving (4.82c), the Piola identity $\left[J_{\Xi} (\tilde{F}^{-1})^A_{\tilde{A}} \right]_{|A} = 0$, and the fact that the virtual plate has uniform elastic parameters were used.

Remark 4.8 Note that in this case we have two sets of governing equations that need to be simultaneously transformed under a cloaking map: the in-plane and the out-of-plane governing equations (unlike the previous case where the out-of-plane equilibrium equation was the only non-trivial governing equation). Note also that similar to 3D elasticity, the in-plane governing equations are transformed using a Piola transformation. This, in turn, implies that mass density is transformed as $\rho_0 = J_{\Xi} \tilde{\rho}_0$. Now because mass density must be transformed the same way for the in-plane and the out-of-plane governing equations, the scalar field k introduced in Sect. 4.1 is equal to the Jacobian of the cloaking map J_{Ξ} , i.e., $k(X) = J_{\Xi}(X)$.

Similarly, we write (4.76)₂ as the out-of-plane governing equation of the physical plate (4.77b) up to the Jacobian of the (referential) cloaking map J_{Ξ} . Hence, one finds

³⁶ Conservation of mass for the physical and virtual plates implies that $\rho_0 = \varrho \mathring{J}$ and $\tilde{\rho}_0 = \tilde{\varrho} \mathring{\tilde{J}}$. Noting that $\mathring{\varphi} = id$, and $J_{\Xi} = \mathring{J} J_{\Xi} \mathring{J}^{-1}$, the spatial mass density of the cloak is given by $\varrho = J_{\Xi} \tilde{\rho}_0$.

the initial pre-stress, the tangential body force, and the flexural rigidity of the physical plate as³⁷

$$\mathbb{C}^{aAbB} = J_{\Xi} (\overset{\xi}{F}^{-1})^a_{\bar{a}} (\overset{\Xi}{F}^{-1})^A_{\bar{A}} (\overset{\xi}{F}^{-1})^b_{\bar{b}} (\overset{\Xi}{F}^{-1})^B_{\bar{B}} \tilde{\mathbb{C}}^{\bar{a}\bar{A}\bar{b}\bar{B}}, \tag{4.83a}$$

$$\rho_0 (\mathfrak{B}^\top)^b = \frac{1}{2} J_{\Xi} (\overset{\circ}{F}^{-1})^{\bar{B}}_{\bar{a}} (\overset{\xi}{F}^{-1})^b_{\bar{b}} \tilde{\mathbb{C}}^{\bar{a}\bar{A}\bar{b}\bar{C}}, \tag{4.83b}$$

$$\begin{aligned} \dot{P}^{bA} = & \frac{1}{2} \left[(\overset{\circ}{F}^{-1})^B_{a|B} \mathbb{C}^{aCbA}|_C + (\overset{\circ}{F}^{-1})^B_a \mathbb{C}^{aCbA}|_{C|B} \right] \\ & - \frac{1}{2} J_{\Xi} (\overset{\circ}{F}^{-1})^{\bar{B}}_{\bar{a}} \tilde{\mathbb{C}}^{\bar{a}\bar{A}\bar{b}\bar{C}} \left[(\overset{\xi}{F}^{-1})^b_{\bar{b}} (\overset{\Xi}{F}^{-1})^A_{\bar{C}} (\overset{\Xi}{F}^{-1})^A_{\bar{A}} + (\overset{\xi}{F}^{-1})^b_{\bar{b}} (\overset{\Xi}{F}^{-1})^A_{\bar{A}} (\overset{\Xi}{F}^{-1})^A_{\bar{B}} \right. \\ & + (\overset{\xi}{F}^{-1})^b_{\bar{b}} (\overset{\Xi}{F}^{-1})^A_{\bar{C}} (\overset{\Xi}{F}^{-1})^A_{\bar{A}} + (\overset{\xi}{F}^{-1})^b_{\bar{b}} (\overset{\Xi}{F}^{-1})^A_{\bar{A}} (\overset{\Xi}{F}^{-1})^A_{\bar{B}} + (\overset{\xi}{F}^{-1})^b_{\bar{b}} (\overset{\Xi}{F}^{-1})^A_{\bar{A}} (\overset{\Xi}{F}^{-1})^A_{\bar{C}} \\ & \left. + (\overset{\xi}{F}^{-1})^b_{\bar{b}} (\overset{\Xi}{F}^{-1})^A_{\bar{B}} + (\overset{\Xi}{F}^{-1})^A_{\bar{C}} (\overset{\Xi}{F}^{-1})^A_{\bar{A}} (\overset{\xi}{F}^{-1})^b_{\bar{b}} \right], \end{aligned} \tag{4.83c}$$

along with the following cloaking compatibility equations³⁸

$$\begin{aligned} & (\overset{\circ}{F}^{-1})^B_{a|B} \mathbb{C}^{aAbC} + (\overset{\circ}{F}^{-1})^B_a \mathbb{C}^{aAbC}|_B + (\overset{\circ}{F}^{-1})^A_a \mathbb{C}^{aBbC}|_B \\ & = J_{\Xi} (\overset{\circ}{F}^{-1})^{\bar{B}}_{\bar{a}} \tilde{\mathbb{C}}^{\bar{a}\bar{A}\bar{b}\bar{C}} \left[(\overset{\xi}{F}^{-1})^b_{\bar{b}} (\overset{\Xi}{F}^{-1})^C_{\bar{C}} (\overset{\Xi}{F}^{-1})^A_{\bar{A}} + (\overset{\Xi}{F}^{-1})^C_{\bar{C}} (\overset{\Xi}{F}^{-1})^b_{\bar{b}} (\overset{\Xi}{F}^{-1})^A_{\bar{A}} \right. \\ & + (\overset{\Xi}{F}^{-1})^A_{\bar{A}} (\overset{\xi}{F}^{-1})^b_{\bar{b}} (\overset{\Xi}{F}^{-1})^C_{\bar{C}} + (\overset{\xi}{F}^{-1})^b_{\bar{b}} (\overset{\Xi}{F}^{-1})^C_{\bar{C}} (\overset{\Xi}{F}^{-1})^A_{\bar{A}} (\overset{\Xi}{F}^{-1})^A_{\bar{B}} \\ & \left. + (\overset{\xi}{F}^{-1})^b_{\bar{b}} (\overset{\Xi}{F}^{-1})^A_{\bar{B}} (\overset{\Xi}{F}^{-1})^C_{\bar{C}} + (\overset{\Xi}{F}^{-1})^C_{\bar{C}} (\overset{\Xi}{F}^{-1})^A_{\bar{B}} (\overset{\xi}{F}^{-1})^b_{\bar{b}} \right], \end{aligned} \tag{4.84a}$$

$$\begin{aligned} & (\overset{\circ}{F}^{-1})^B_{a|B} \mathbb{B}^{bCaA}|_A + (\overset{\circ}{F}^{-1})^B_a \mathbb{B}^{bCaA}|_{A|B} + 2 \left[\rho_0 \left(\overset{\circ}{\mathcal{L}}^a g^{bc} - \overset{\circ}{\mathcal{L}}^b g^{ac} \right) (\overset{\circ}{F}^{-1})^C_a (\overset{\circ}{F}^{-1})^A_c \right]_{|A} \\ & = J_{\Xi} (\overset{\circ}{F}^{-1})^{\bar{B}}_{\bar{a}} (s^{-1})^b_{\bar{b}} \tilde{\mathbb{B}}^{\bar{b}\bar{C}\bar{a}\bar{A}} (\overset{\Xi}{F}^{-1})^C_{\bar{C}} (\overset{\Xi}{F}^{-1})^A_{\bar{A}}, \end{aligned} \tag{4.84b}$$

$$\begin{aligned} & (\overset{\circ}{F}^{-1})^B_{a|B} \mathbb{B}^{bCaA} + (\overset{\circ}{F}^{-1})^A_a \mathbb{B}^{bCaB}|_B + (\overset{\circ}{F}^{-1})^B_a \mathbb{B}^{bCaA}|_B \\ & + 2 \rho_0 \left(\overset{\circ}{\mathcal{L}}^a g^{bc} - \overset{\circ}{\mathcal{L}}^b g^{ac} \right) (\overset{\circ}{F}^{-1})^C_a (\overset{\circ}{F}^{-1})^A_c \\ & = J_{\Xi} (\overset{\circ}{F}^{-1})^{\bar{B}}_{\bar{a}} (s^{-1})^b_{\bar{b}} \tilde{\mathbb{B}}^{\bar{b}\bar{C}\bar{a}\bar{A}} \left[(\overset{\Xi}{F}^{-1})^C_{\bar{C}} (\overset{\Xi}{F}^{-1})^A_{\bar{B}} + (\overset{\Xi}{F}^{-1})^C_{\bar{C}} (\overset{\Xi}{F}^{-1})^A_{\bar{A}} \right. \\ & \left. + (\overset{\Xi}{F}^{-1})^C_{\bar{C}} (\overset{\Xi}{F}^{-1})^A_{\bar{A}} \right], \end{aligned} \tag{4.84c}$$

³⁷ Note that

$$\begin{aligned} & (\overset{\circ}{F}^{-1})^A_{a|B} = \frac{\partial}{\partial X^B} \left[(\overset{\circ}{F}^{-1})^A_a \right] + \Gamma^A_{CB} (\overset{\circ}{F}^{-1})^C_a - \gamma^b_{ac} (\overset{\circ}{F}^{-1})^A_b \overset{\circ}{F}^c_B \\ & (\overset{\xi}{F}^{-1})^a_{\bar{a}|B} = (\overset{\xi}{F}^{-1})^a_{\bar{a}|b} \overset{\circ}{F}^b_{\bar{B}} = \overset{\circ}{F}^b_{\bar{B}} \left(\frac{\partial}{\partial \bar{x}^b} \left[(\overset{\xi}{F}^{-1})^a_{\bar{a}} \right] + \gamma^a_{cb} (\overset{\xi}{F}^{-1})^b_b (\overset{\xi}{F}^{-1})^c_{\bar{a}} - \tilde{\gamma}^c_{\bar{a}\bar{b}} (\overset{\xi}{F}^{-1})^a_{\bar{c}} \right), \end{aligned}$$

where $\tilde{\gamma}^c_{\bar{a}\bar{b}}$ are the (induced) Christoffel symbols corresponding to the virtual plate in its current configuration.

³⁸ One starts from the governing equations of the virtual plate and substitutes the derivatives with their corresponding transformed derivatives and compares the coefficients of the different derivatives in the transformed governing equations with those in the physical plate. This overdetermined system of equations gives all the transformed fields, and a set of cloaking compatibility equations.

and the ones given by (4.82e) and (4.83b). Notice that \mathbf{C} already possesses the major symmetries. Recalling that the elastic parameters of the virtual plate satisfy (4.75), the relations $\mathbb{C}^{[aAcB \mathring{F}^b]}_A = 0$, and $\mathbb{B}^{cB[aA \mathring{F}^b]}_A = 0$, already hold, i.e.,

$$\begin{aligned} \mathbb{B}^{cB[aA \mathring{F}^b]}_A &= J_{\Xi}(s^{-1})^c_{\tilde{c}}(\tilde{F}^{-1})^B_{\tilde{B}}(\tilde{F}^{-1})[a_{\tilde{a}}(\tilde{F}^{-1})^A_{\tilde{A}}\tilde{F}^b]_A\tilde{\mathbb{B}}^{\tilde{c}\tilde{B}\tilde{a}\tilde{A}} \\ &= J_{\Xi}(s^{-1})^c_{\tilde{c}}(\tilde{F}^{-1})^B_{\tilde{B}}(\tilde{F}^{-1})[a_{\tilde{a}}(\tilde{F}^{-1})^b]_{\tilde{b}}\tilde{F}^{\tilde{b}}_{\tilde{A}}\tilde{\mathbb{B}}^{\tilde{c}\tilde{B}\tilde{a}\tilde{A}} \\ &= J_{\Xi}(s^{-1})^c_{\tilde{c}}(\tilde{F}^{-1})^B_{\tilde{B}}(\tilde{F}^{-1})[b_{\tilde{a}}(\tilde{F}^{-1})^a]_{\tilde{b}}\tilde{F}^{\tilde{b}}_{\tilde{A}}\tilde{\mathbb{B}}^{\tilde{c}\tilde{B}\tilde{a}\tilde{A}} = 0, \end{aligned} \tag{4.85a}$$

$$\begin{aligned} \mathbb{C}^{[aAcB \mathring{F}^b]}_A &= J_{\Xi}(\tilde{F}^{-1})^c_{\tilde{c}}(\tilde{F}^{-1})^B_{\tilde{B}}(\tilde{F}^{-1})[a_{\tilde{a}}(\tilde{F}^{-1})^A_{\tilde{A}}\tilde{F}^b]_A\tilde{\mathbb{C}}^{\tilde{a}\tilde{A}\tilde{c}\tilde{B}} \\ &= J_{\Xi}(\tilde{F}^{-1})^c_{\tilde{c}}(\tilde{F}^{-1})^B_{\tilde{B}}(\tilde{F}^{-1})[a_{\tilde{a}}(\tilde{F}^{-1})^b]_{\tilde{b}}\tilde{F}^{\tilde{b}}_{\tilde{A}}\tilde{\mathbb{C}}^{\tilde{a}\tilde{A}\tilde{c}\tilde{B}} \\ &= J_{\Xi}(\tilde{F}^{-1})^c_{\tilde{c}}(\tilde{F}^{-1})^B_{\tilde{B}}(\tilde{F}^{-1})[b_{\tilde{a}}(\tilde{F}^{-1})^a]_{\tilde{b}}\tilde{F}^{\tilde{b}}_{\tilde{A}}\tilde{\mathbb{C}}^{\tilde{a}\tilde{A}\tilde{c}\tilde{B}} = 0. \end{aligned} \tag{4.85b}$$

On the other hand, $\mathbb{A}^{[aAcB \mathring{F}^b]}_A = 0$, and $\mathbb{B}^{[aAcB \mathring{F}^b]}_A = 0$, respectively, imply that

$$\begin{aligned} \mathbb{A}^{[aAcB \mathring{F}^b]}_A &= J_{\Xi}(s^{-1})^c_{\tilde{c}}(\tilde{F}^{-1})^B_{\tilde{B}}(s^{-1})[a_{\tilde{a}}(\tilde{F}^{-1})^A_{\tilde{A}}\tilde{F}^b]_A\tilde{\mathbb{A}}^{\tilde{a}\tilde{A}\tilde{c}\tilde{B}} \\ &\quad - \mathring{P}^dA(\mathring{F}^{-1})^B_dg^{[ac \mathring{F}^b]}_A \\ &= J_{\Xi}(s^{-1})^c_{\tilde{c}}(\tilde{F}^{-1})^B_{\tilde{B}}(s^{-1})[a_{\tilde{a}}(\tilde{F}^{-1})^b]_{\tilde{b}}\tilde{F}^{\tilde{b}}_{\tilde{A}}\tilde{\mathbb{A}}^{\tilde{a}\tilde{A}\tilde{c}\tilde{B}} \\ &\quad - \mathring{P}^dA(\mathring{F}^{-1})^B_dg^{[ac \mathring{F}^b]}_A = 0, \end{aligned} \tag{4.86a}$$

$$\begin{aligned} \mathbb{B}^{[aAcB \mathring{F}^b]}_A &= J_{\Xi}(\tilde{F}^{-1})^c_{\tilde{c}}(\tilde{F}^{-1})^B_{\tilde{B}}(s^{-1})[a_{\tilde{a}}(\tilde{F}^{-1})^A_{\tilde{A}}\tilde{F}^b]_A\tilde{\mathbb{B}}^{\tilde{a}\tilde{A}\tilde{c}\tilde{B}} \\ &= J_{\Xi}(\tilde{F}^{-1})^c_{\tilde{c}}(\tilde{F}^{-1})^B_{\tilde{B}}(s^{-1})[a_{\tilde{a}}(\tilde{F}^{-1})^b]_{\tilde{b}}\tilde{F}^{\tilde{b}}_{\tilde{A}}\tilde{\mathbb{B}}^{\tilde{a}\tilde{A}\tilde{c}\tilde{B}} = 0. \end{aligned} \tag{4.86b}$$

Pushing forward these expressions to the current configuration, one obtains

$$\begin{aligned} \mathbb{C}^{[ab]cd} &= \frac{1}{j}\mathbb{A}^{[aAcB \mathring{F}^b]}_A\mathring{F}^d_B \\ &= \frac{J_{\Xi}}{j}(s^{-1})^c_{\tilde{c}}(\tilde{F}^{-1})^B_{\tilde{B}}\mathring{F}^d_B(s^{-1})[a_{\tilde{a}}(\tilde{F}^{-1})^b]_{\tilde{b}}\tilde{F}^{\tilde{b}}_{\tilde{A}}\tilde{\mathbb{A}}^{\tilde{a}\tilde{A}\tilde{c}\tilde{B}} \\ &\quad - \frac{1}{j}\mathring{P}^eA(\mathring{F}^{-1})^B_e\mathring{F}^d_Bg^{[ac \mathring{F}^b]}_A \\ &= J_{\xi}(s^{-1})^c_{\tilde{c}}(\tilde{F}^{-1})^d_{\tilde{d}}(s^{-1})[a_{\tilde{a}}(\tilde{F}^{-1})^b]_{\tilde{b}}\frac{1}{j}\tilde{F}^{\tilde{b}}_{\tilde{A}}\tilde{F}^{\tilde{d}}_{\tilde{B}}\tilde{\mathbb{A}}^{\tilde{a}\tilde{A}\tilde{c}\tilde{B}} \\ &\quad - \frac{1}{j}\mathring{P}^eA(\mathring{F}^{-1})^B_e\mathring{F}^d_Bg^{[ac \mathring{F}^b]}_A \\ &= J_{\xi}(s^{-1})^c_{\tilde{c}}(\tilde{F}^{-1})^d_{\tilde{d}}(s^{-1})[a_{\tilde{a}}(\tilde{F}^{-1})^b]_{\tilde{b}}\tilde{c}^{\tilde{a}\tilde{b}\tilde{c}\tilde{d}} - \mathring{\sigma}^{[bd}g^{ca]} = 0, \end{aligned} \tag{4.87a}$$

$$\begin{aligned} \mathbb{B}^{[ab]cd} &= \frac{1}{j}\mathbb{B}^{[aAcB \mathring{F}^b]}_A\mathring{F}^d_B \\ &= \frac{J_{\Xi}}{j}(\tilde{F}^{-1})^c_{\tilde{c}}(\tilde{F}^{-1})^B_{\tilde{B}}\mathring{F}^d_B(s^{-1})[a_{\tilde{a}}(\tilde{F}^{-1})^b]_{\tilde{b}}\tilde{F}^{\tilde{b}}_{\tilde{A}}\tilde{\mathbb{B}}^{\tilde{a}\tilde{A}\tilde{c}\tilde{B}} \end{aligned}$$

$$\begin{aligned}
 &= J_{\xi}(\tilde{F}^{-1})^c_{\tilde{c}}(\tilde{F}^{-1})^d_{\tilde{d}}(s^{-1})^a_{\tilde{a}}(\tilde{F}^{-1})^b_{\tilde{b}}\frac{1}{J}\tilde{F}^{\tilde{b}}_{\tilde{A}}\tilde{F}^{\tilde{d}}_{\tilde{B}}\tilde{\mathbb{B}}^{\tilde{a}\tilde{A}\tilde{c}\tilde{B}} \\
 &= J_{\xi}(\tilde{F}^{-1})^c_{\tilde{c}}(\tilde{F}^{-1})^d_{\tilde{d}}(s^{-1})^a_{\tilde{a}}(\tilde{F}^{-1})^b_{\tilde{b}}\tilde{\mathbb{B}}^{\tilde{a}\tilde{b}\tilde{c}\tilde{d}} = 0.
 \end{aligned}
 \tag{4.87b}$$

Additionally, the initial body forces and the pre-stress need to satisfy the following balance of linear and angular momenta in the finitely deformed configuration

$$\mathring{P}^{aA}|_A + \rho_0(\mathring{\mathfrak{B}}^\top)^a = 0,
 \tag{4.88a}$$

$$\rho_0\mathring{\mathfrak{B}}^\perp + \left[\rho_0\mathring{\mathfrak{L}}^a(\tilde{F}^{-1})^A_a \right]|_A = 0,
 \tag{4.88b}$$

$$\mathring{P}^{[aA}\tilde{F}^{b]}_A = 0.
 \tag{4.88c}$$

Notice that if (4.88c) holds (or, equivalently, $\mathring{\sigma}$ is symmetric), then \mathbf{A} possesses the major symmetries (cf. (4.82a)). The stress and couple-stress are transformed as

$$\begin{aligned}
 \delta P^{aA} &= J_{\Xi}(s^{-1})^a_{\tilde{a}}(\tilde{F}^{-1})^A_{\tilde{A}}\delta\tilde{P}^{\tilde{a}\tilde{A}} \\
 &\quad + \frac{1}{2}J_{\Xi}(s^{-1})^a_{\tilde{a}}(\tilde{F}^{-1})^A_{\tilde{A}}(\tilde{F}^{-1})^b_{\tilde{b}}(\tilde{F}^{-1})^B_{\tilde{B}}\tilde{F}^{\tilde{c}}_{\tilde{b}|B}\tilde{\mathbb{B}}^{\tilde{a}\tilde{A}\tilde{b}\tilde{B}}\tilde{W}_{,\tilde{c}}, \\
 \delta M^{aA} &= J_{\Xi}(\tilde{F}^{-1})^a_{\tilde{a}}(\tilde{F}^{-1})^A_{\tilde{A}}\delta\tilde{M}^{\tilde{a}\tilde{A}} \\
 &\quad + \frac{1}{2}J_{\Xi}(\tilde{F}^{-1})^a_{\tilde{a}}(\tilde{F}^{-1})^A_{\tilde{A}}(\tilde{F}^{-1})^b_{\tilde{b}}(\tilde{F}^{-1})^B_{\tilde{B}}\tilde{F}^{\tilde{c}}_{\tilde{b}|B}\tilde{\mathbb{C}}^{\tilde{a}\tilde{A}\tilde{b}\tilde{B}}\tilde{W}_{,\tilde{c}}.
 \end{aligned}
 \tag{4.89}$$

Using (4.13), one needs to have $\tilde{W}_{,\tilde{a}} = W_{,a}(s^{-1})^a_{\tilde{a}}$ on the boundary of the cloak $\partial_o\mathcal{C}$, which implies that $T^{\xi}|_{\partial_o\mathcal{C}} = \tilde{\mathbf{F}}|_{\partial_o\mathcal{C}} = id$. Additionally, the boundary surface traction and moment in the physical and virtual plates need to be identical on the boundary of the cloak, i.e., $(\delta\tilde{T}^\top)^{\tilde{a}} = s^{\tilde{a}}_a(\delta T^\top)^a$, $\delta\tilde{T}^\perp = \delta T^\perp$, and $\delta\tilde{m}^{\tilde{a}} = s^{\tilde{a}}_a\delta m^a$, on $\partial_o\mathcal{C}$ (see (4.13)). Therefore, one needs to impose the following constraints on the outer boundary of the cloak: $\tilde{F}^{\tilde{a}}_{a|A}|_{\partial_o\mathcal{C}} = 0$, $\tilde{F}^{\tilde{a}}_{a|A|B}|_{\partial_o\mathcal{C}} = 0$, $T\Xi|_{\partial_o\mathcal{C}} = \tilde{\mathbf{F}}|_{\partial_o\mathcal{C}} = id$ (and thus, $\mathring{\mathbf{F}}|_{\partial_o\mathcal{C}} = id$, given that $\tilde{\mathbf{F}}|_{\partial_o\mathcal{C}} = id$ and $\tilde{\mathbf{F}} = \mathring{\mathbf{F}}\tilde{\mathbf{F}}\mathring{\mathbf{F}}^{-1}$). Similarly, knowing that the hole surface $\partial\tilde{\mathcal{E}}$ in the virtual plate is traction-free, the hole inner surface in the physical plate $\partial\mathcal{E}$ will be traction-free as well if one requires that $\tilde{F}^{\tilde{a}}_{a|A}|_{\partial\mathcal{E}} = 0$, and $\tilde{F}^{\tilde{a}}_{a|A|B}|_{\partial\mathcal{E}} = 0$.³⁹ Furthermore, the hole must be traction-free in the physical plate in

³⁹ Note that $\tilde{F}^{\tilde{a}}_{a|A}|_{\partial_o\mathcal{C}} = 0$, implies that $\mathring{\mathfrak{L}}|_{\partial_o\mathcal{C}} = \mathbf{0}$, and $\delta\mathfrak{L}|_{\partial_o\mathcal{C}} = \mathbf{0}$, (see (4.13) and (4.82d)), and thus,

$$\begin{aligned}
 \delta T^\perp &= -(\tilde{F}^{-1})^A_a\delta M^{aB}|_B T_A = -\left[J_{\Xi}(\tilde{F}^{-1})^B_{\tilde{B}}(\tilde{F}^{-1})^a_{\tilde{a}}\delta\tilde{M}^{\tilde{a}\tilde{B}} \right]|_B (\tilde{F}^{-1})^A_a T_A \\
 &= -J_{\Xi}(\tilde{F}^{-1})^B_{\tilde{B}}(\tilde{F}^{-1})^a_{\tilde{a}}\delta\tilde{M}^{\tilde{a}\tilde{B}}|_B(\tilde{F}^{-1})^A_a T_A = -(\tilde{F}^{-1})^{\tilde{A}}_{\tilde{a}}\delta M^{\tilde{a}\tilde{B}}|_{\tilde{B}}\tilde{T}_{\tilde{A}} = \delta\tilde{T}^\perp,
 \end{aligned}
 \text{ on } \partial_o\mathcal{C},$$

its finitely deformed configuration, i.e., from (4.12), one needs to have $(\mathring{T}^\top)^a|_{\partial\mathcal{E}} = (\mathring{P}^a A \mathring{T}_A)|_{\partial\mathcal{E}} = 0$, and $\mathring{T}^\perp|_{\partial\mathcal{E}} = -[(\mathring{F}^{-1})^A{}_{a\rho} \mathring{\mathcal{L}}^a \mathring{T}_A]|_{\partial\mathcal{E}} = 0$.

Remark 4.9 Upon using (4.83a) and the Piola identity, the cloaking compatibility equations (4.84a) are simplified to read

$$\begin{aligned} & \tilde{\mathbb{C}}^{\tilde{a}\tilde{A}\tilde{b}\tilde{C}} (\mathring{F}^{-1})^b{}_{\tilde{b}} (\mathring{\tilde{F}}^{-1})^C{}_{\tilde{c}} (\mathring{F}^{-1})^A{}_{\tilde{a}} (\mathring{F}^{-1})^a{}_{\tilde{a}|\tilde{A}} \\ & = \tilde{\mathbb{C}}^{\tilde{a}\tilde{A}\tilde{b}\tilde{C}} (\mathring{F}^{-1})^c{}_{\tilde{a}} (\mathring{\tilde{F}}^{-1})^C{}_{\tilde{A}} (\mathring{F}^{-1})^A{}_{\tilde{c}} (\mathring{F}^{-1})^b{}_{\tilde{b}|\tilde{C}}. \end{aligned} \tag{4.90}$$

Remark 4.10 Note that for an isotropic (virtual) plate, the elastic constant $\tilde{\mathbb{B}}$ is given (with a slight abuse of notation) by

$$\tilde{\mathbb{B}}^{\tilde{a}\tilde{A}\tilde{b}\tilde{B}} = \tilde{b}_1 \tilde{G}^{\tilde{a}\tilde{A}} \tilde{G}^{\tilde{b}\tilde{B}} + \tilde{b}_2 (\tilde{G}^{\tilde{a}\tilde{b}} \tilde{G}^{\tilde{A}\tilde{B}} + \tilde{G}^{\tilde{a}\tilde{B}} \tilde{G}^{\tilde{A}\tilde{a}}), \tag{4.91}$$

for some scalars \tilde{b}_1 and \tilde{b}_2 . This is a consequence of the fact that the most general form of a fourth-order isotropic tensor is $a_1 \delta_{ij} \delta_{kl} + a_2 \delta_{ik} \delta_{jl} + a_3 \delta_{il} \delta_{jk}$ (for some scalars $a_i, i = 1, 2, 3$) and the minor symmetries of $\tilde{\mathbb{B}}$ dictated by (4.75).

Remark 4.11 When restricting to the in-plane deformations, we recover our result (Yavari and Golgoon 2019, §4.4) for the elastodynamic cloaking of a cylindrical hole in the context of the small-on-large theory of (classical) elasticity in 3D. For in-plane deformations, $W = 0$, and for a classical solid \mathbb{B} (and \mathbb{C}) vanishes. Therefore, the out-of-plane equilibrium equation (4.77b) is trivially satisfied, and the in-plane equilibrium equation (4.77a) is the only non-trivial governing equation. Note that in this case, the pre-stress is determined such that the (only non-trivial) balance of angular momentum (4.87a) is satisfied. We should emphasize that in (Yavari and Golgoon 2019), the variation of the body force is assumed to be independent of that of the motion. Therefore, the linearized equations involve the load increment $\delta\mathfrak{B}$ independently of the infinitesimal deformation $\delta\varphi$ (see Marsden and Hughes 1983, p. 237).

Remark 4.12 Note that (4.88b) is trivially satisfied. To see this, using (4.82c) and (4.82d), the expression in (4.88b) is simplified to read

$$\begin{aligned} & \frac{1}{2} J_\Xi (s^{-1})^a{}_{\tilde{a}} (\mathring{F}^{-1})^b{}_{\tilde{b}|\tilde{B}|\tilde{A}} \tilde{\mathbb{B}}^{\tilde{a}\tilde{A}\tilde{b}\tilde{B}} g_{ab} \\ & - \frac{1}{2} \tilde{\mathbb{B}}^{\tilde{a}\tilde{A}\tilde{b}\tilde{B}} g_{ac} (s^{-1})^a{}_{\tilde{a}} \mathring{F}^{\tilde{c}}{}_{\tilde{A}} \left[J_\Xi (\mathring{F}^{-1})^b{}_{\tilde{c}} (\mathring{F}^{-1})^c{}_{\tilde{b}|\tilde{B}} (\mathring{F}^{-1})^A{}_{\tilde{a}} \right]_{|A} \\ & = -\frac{1}{2} \tilde{\mathbb{B}}^{\tilde{a}\tilde{A}\tilde{b}\tilde{B}} g_{ac} (s^{-1})^a{}_{\tilde{a}} \mathring{F}^{\tilde{c}}{}_{\tilde{A}} (\mathring{F}^{-1})^c{}_{\tilde{b}|\tilde{B}} \left[J_\Xi (\mathring{F}^{-1})^b{}_{\tilde{c}} (\mathring{F}^{-1})^A{}_{\tilde{a}} \right]_{|A} \\ & = -\frac{1}{2} \tilde{\mathbb{B}}^{\tilde{a}\tilde{A}\tilde{b}\tilde{B}} g_{ac} (s^{-1})^a{}_{\tilde{a}} (\mathring{F}^{-1})^c{}_{\tilde{b}|\tilde{B}} \left[J_\Xi (\mathring{F}^{-1})^A{}_{\tilde{a}} \right]_{|A} = 0, \end{aligned} \tag{4.92}$$

Footnote 39 continued

where $\left[J_\Xi (\mathring{F}^{-1})^B{}_{\tilde{B}} \right]_{|B} = 0$, and the fact that Ξ (and ξ) fixes the boundary of the cloak $\partial_o\mathcal{C}$ to the third order were used.

where the relation $\overset{\xi}{\mathbf{F}} = \overset{\circ}{\mathbf{F}}\overset{\circ}{\mathbf{F}}\overset{\circ}{\mathbf{F}}^{-1}$, and the Piola identity were used.

Remark 4.13 If $\overset{\circ}{\mathbb{B}}$ vanishes for the virtual plate, which is the case if one assumes the Saint Venant–Kirchhoff energy function (cf. (4.15)), then so does the tensor \mathbb{B} for the physical plate, i.e., $\mathbb{B} = \mathbf{0}$. Moreover, if $\overset{\circ}{\mathbb{B}} = \mathbf{0}$, then $\overset{\circ}{\mathfrak{B}}^{-1} = \mathbf{0}$, $\overset{\circ}{\mathfrak{L}} = \mathbf{0}$, and the cloaking compatibility equations (4.84b) and (4.84c) are trivially satisfied.

Remark 4.14 The second-order change (variation) in the energy (density) of the physical plate is given by

$$\begin{aligned} \delta^2 W &= \frac{1}{2} \frac{\partial^2 W}{\partial C_{AB} \partial C_{CD}} \delta C_{AB} \delta C_{CD} + \frac{\partial^2 W}{\partial C_{AB} \partial \Theta_{CD}} \delta C_{AB} \delta \Theta_{CD} \\ &+ \frac{1}{2} \frac{\partial^2 W}{\partial \Theta_{AB} \partial \Theta_{CD}} \delta \Theta_{AB} \delta \Theta_{CD}. \end{aligned} \tag{4.93}$$

Therefore, one obtains

$$\delta^2 W = \frac{1}{2} \overset{\circ}{\mathbb{A}}^{aAbB} U_{a|A} U_{b|B} + \frac{1}{2} \overset{\circ}{\mathbb{B}}^{aAbB} U_{a|A} (W_{,b})_{|B} + \frac{1}{4} \overset{\circ}{\mathbb{C}}^{aAbB} (W_{,a})_{|A} (W_{,b})_{|B}. \tag{4.94}$$

Similarly, we note that for the virtual plate

$$\delta^2 \tilde{W} = \frac{1}{2} \tilde{\overset{\circ}{\mathbb{A}}}^{\tilde{a}\tilde{A}\tilde{b}\tilde{B}} \tilde{U}_{\tilde{a}|\tilde{A}} \tilde{U}_{\tilde{b}|\tilde{B}} + \frac{1}{2} \tilde{\overset{\circ}{\mathbb{B}}}^{\tilde{a}\tilde{A}\tilde{b}\tilde{B}} \tilde{U}_{\tilde{a}|\tilde{A}} (\tilde{W}_{,\tilde{b}})_{|\tilde{B}} + \frac{1}{4} \tilde{\overset{\circ}{\mathbb{C}}}^{\tilde{a}\tilde{A}\tilde{b}\tilde{B}} (\tilde{W}_{,\tilde{a}})_{|\tilde{A}} (\tilde{W}_{,\tilde{b}})_{|\tilde{B}}. \tag{4.95}$$

Using (4.79), (4.80), (4.82a), (4.82b), (4.83a), and (4.95), one rewrites (4.94) as

$$\begin{aligned} \delta^2 W &= J_{\Xi} \delta^2 \tilde{W} - \frac{1}{2} \overset{\circ}{P}^{cA} (F^{-1})^B{}_c g^{ab} s^{\tilde{a}}{}_a s^{\tilde{b}}{}_b \overset{\circ}{F}^{\tilde{A}}{}_A \overset{\circ}{F}^{\tilde{B}}{}_B \tilde{U}_{\tilde{a}|\tilde{A}} \tilde{U}_{\tilde{b}|\tilde{B}} \\ &+ \frac{1}{2} J_{\Xi} (F^{-1})^b{}_{\tilde{b}} (F^{-1})^B{}_{\tilde{B}} \overset{\xi}{F}^{\tilde{c}}{}_{b|B} \tilde{\overset{\circ}{\mathbb{B}}}^{\tilde{a}\tilde{A}\tilde{b}\tilde{B}} \tilde{U}_{\tilde{a}|\tilde{A}} \tilde{W}_{,\tilde{c}} \\ &+ \frac{1}{2} J_{\Xi} (F^{-1})^a{}_{\tilde{a}} (F^{-1})^A{}_{\tilde{A}} \overset{\xi}{F}^{\tilde{c}}{}_{a|A} \tilde{\overset{\circ}{\mathbb{C}}}^{\tilde{a}\tilde{A}\tilde{b}\tilde{B}} \tilde{W}_{,\tilde{c}} (\tilde{W}_{,\tilde{b}})_{|\tilde{B}} \\ &+ \frac{1}{4} J_{\Xi} (F^{-1})^a{}_{\tilde{a}} (F^{-1})^A{}_{\tilde{A}} (F^{-1})^b{}_{\tilde{b}} (F^{-1})^B{}_{\tilde{B}} \overset{\xi}{F}^{\tilde{c}}{}_{a|A} \overset{\xi}{F}^{\tilde{d}}{}_{b|B} \tilde{\overset{\circ}{\mathbb{C}}}^{\tilde{a}\tilde{A}\tilde{b}\tilde{B}} \tilde{W}_{,\tilde{c}} \tilde{W}_{,\tilde{d}}. \end{aligned} \tag{4.96}$$

Hence, the positive-definiteness of the second-order variation of the energy of the physical plate involves that of the virtual plate (i.e., $\delta^2 \tilde{W}$), along with the elastic parameters and (in-plane and out-of-plane) displacements of the virtual plate, the first and the second derivatives of the cloaking map, and the pre-stress. This is in contrast to transformation cloaking in classical (and generalized Cosserat) 3D elasticity, where $\delta^2 W = J_{\Xi} \delta^2 \tilde{W}$ (see Yavari and Golgoon 2019). Thus, one cannot simply conclude that (the second-order variation of) the energy density is positive-definite in the physical problem if and only if it is positive-definite in the virtual problem.

4.2.1 A Circular Cloak in the Presence of In-plane and Out-of-plane Displacements

Let us consider the cylindrical cloak example in the presence of the initial stress $\overset{\circ}{\mathbf{P}}$, the initial body force $\overset{\circ}{\mathbf{B}}$, and the initial body moment $\overset{\circ}{\mathbf{L}}$. The cloaking transformation ξ maps a pre-stressed cylindrical annulus (in the physical plate) with inner and outer radii r_i and r_o , respectively, to a cylindrical annulus (in the virtual plate) with inner and outer radii ϵ and r_o , respectively. Let, in polar coordinates, $(\tilde{r}, \tilde{\theta}) = \xi(r, \theta) = (f(r), \theta)$. Therefore,

$$\overset{\xi}{\mathbf{F}} = \begin{bmatrix} f'(r) & 0 \\ 0 & 1 \end{bmatrix}, \tag{4.97}$$

where $f(r_o) = r_o$ and $f(r_i) = \epsilon$. Let $(\tilde{R}, \tilde{\Theta}) = \Xi(R, \Theta)$, $(r, \theta) = \varphi(R, \Theta)$, and $(\tilde{r}, \tilde{\theta}) = \tilde{\varphi}(\tilde{R}, \tilde{\Theta})$ such that $\tilde{\varphi} \circ \varphi = id$ (and thus, $\overset{\circ}{\mathbf{F}} = id$). We assume that the physical plate is finitely deformed such that $(r, \theta) = \varphi(R, \Theta) = (\psi(R), \Theta)$. Therefore,

$$\overset{\circ}{\mathbf{F}} = \begin{bmatrix} \psi'(R) & 0 \\ 0 & 1 \end{bmatrix}. \tag{4.98}$$

Using $\overset{\xi}{\mathbf{F}} = \overset{\circ}{\mathbf{F}} \overset{\Xi}{\mathbf{F}} \overset{\circ}{\mathbf{F}}^{-1}$, one has

$$\overset{\Xi}{\mathbf{F}} = \begin{bmatrix} \psi'(R) f'(\psi(R)) & 0 \\ 0 & 1 \end{bmatrix}, \tag{4.99}$$

and thus, $J_{\Xi} = \psi'(R) f'(\psi(R)) f'(\psi(R)) / R$. The referential mass density of the cloak is given by

$$\rho_0(R) = \psi'(R) f'(\psi(R)) \frac{f(\psi(R))}{R} \tilde{\rho}_0, \quad R_i \leq R \leq R_o. \tag{4.100}$$

Note that $\mathbf{s} = \text{diag}(1, r/f(r))$. Assuming the Saint Venant–Kirchhoff constitutive equation (4.15) for the virtual plate, $\tilde{\mathbf{C}}$ is given by (4.30), $\tilde{\mathbf{B}} = \mathbf{0}$ (and thus, $\mathbf{B} = \mathbf{0}$, see (4.82b), which using (4.82c) and (4.82d) implies that $\overset{\circ}{\mathbf{B}}^{\perp} = \mathbf{0}$, and $\overset{\circ}{\mathbf{L}} = \mathbf{0}$), and $\tilde{\mathbf{A}}$ is obtained as⁴⁰

$$\tilde{\mathbf{A}} \tilde{a} \tilde{A} \tilde{b} \tilde{C} = \frac{Eh}{2(1+\nu)} \tilde{\mathbf{F}} \tilde{a} \tilde{M} \tilde{\mathbf{F}} \tilde{b} \tilde{N} \left(\tilde{G}^{\tilde{A}\tilde{N}} \tilde{G}^{\tilde{C}\tilde{M}} + \tilde{G}^{\tilde{A}\tilde{C}} \tilde{G}^{\tilde{M}\tilde{N}} + \frac{2\nu}{1-\nu} \tilde{G}^{\tilde{A}\tilde{M}} \tilde{G}^{\tilde{C}\tilde{N}} \right). \tag{4.101}$$

⁴⁰ Note that in the case of a general isotropic energy function for the virtual plate \mathbf{B} , $\overset{\circ}{\mathbf{L}}$, and $\overset{\circ}{\mathbf{B}}^{\perp}$ do not vanish and their expressions are given in Remark 4.16.

Thus,

$$\hat{\mathbf{A}} = [\hat{\mathbf{A}}^{\tilde{a}\tilde{A}\tilde{b}\tilde{B}}] = \frac{Eh}{2(1+\nu)} \begin{bmatrix} \begin{bmatrix} \frac{2}{1-\nu} & 0 \\ 0 & \frac{2\nu}{1-\nu} \end{bmatrix} & \begin{bmatrix} 0 & 1 \\ 1 & 0 \end{bmatrix} \\ \begin{bmatrix} 0 & 1 \\ 1 & 0 \end{bmatrix} & \begin{bmatrix} \frac{2\nu}{1-\nu} & 0 \\ 0 & \frac{2}{1-\nu} \end{bmatrix} \end{bmatrix}. \tag{4.102}$$

Using (4.83a), the flexural rigidity tensor of the physical plate is given by

$$\hat{\mathbf{C}} = [\hat{\mathbf{C}}^{aAbB}] = \frac{Eh^3}{12(1+\nu)} \begin{bmatrix} \begin{bmatrix} \frac{2}{1-\nu} \frac{f(\psi(R))}{R\psi'(R)f'^3(\psi(R))} & 0 \\ 0 & \frac{2\nu}{1-\nu} \frac{\psi(R)}{f(\psi(R))f'(\psi(R))} \end{bmatrix} & \begin{bmatrix} 0 & \frac{R\psi'(R)}{f(\psi(R))f'(\psi(R))} \\ \frac{\psi(R)}{f(\psi(R))f'(\psi(R))} & 0 \end{bmatrix} \\ \begin{bmatrix} 0 & \frac{\psi(R)}{f(\psi(R))f'(\psi(R))} \\ \frac{\psi^2(R)}{Rf(\psi(R))f'(\psi(R))\psi'(R)} & 0 \end{bmatrix} & \begin{bmatrix} \frac{2\nu}{1-\nu} \frac{\psi(R)}{f(\psi(R))f'(\psi(R))} & 0 \\ 0 & \frac{2}{1-\nu} \frac{Rf'(\psi(R))\psi'(R)\psi^2(R)}{f^3(\psi(R))} \end{bmatrix} \end{bmatrix}. \tag{4.103}$$

From (4.82a), the first elasticity tensor of the physical plate is obtained as

$$\hat{\mathbf{A}} = [\hat{\mathbf{A}}^{aAbB}] = \frac{Eh}{2(1+\nu)} \begin{bmatrix} \begin{bmatrix} \frac{2}{1-\nu} \frac{f(\psi(R))}{Rf'(\psi(R))\psi'(R)} & 0 \\ 0 & \frac{2\nu}{1-\nu} \end{bmatrix} & \begin{bmatrix} 0 & \frac{Rf'(\psi(R))\psi'(R)}{f(\psi(R))} \\ 1 & 0 \end{bmatrix} \\ \begin{bmatrix} 0 & 1 \\ \frac{f(\psi(R))}{Rf'(\psi(R))\psi'(R)} & 0 \end{bmatrix} & \begin{bmatrix} \frac{2\nu}{1-\nu} & 0 \\ 0 & \frac{2}{1-\nu} \frac{Rf'(\psi(R))\psi'(R)}{f(\psi(R))} \end{bmatrix} \end{bmatrix} - \begin{bmatrix} \begin{bmatrix} \frac{1}{\psi'(R)} \hat{\mathbf{P}}^{rR} & \frac{R}{\psi(R)} \hat{\mathbf{P}}^{\theta R} \\ 0 & 0 \end{bmatrix} & \begin{bmatrix} \frac{1}{\psi'(R)} \hat{\mathbf{P}}^{r\Theta} & \frac{R}{\psi(R)} \hat{\mathbf{P}}^{\theta\Theta} \\ 0 & 0 \end{bmatrix} \\ \begin{bmatrix} 0 & 0 \\ \frac{1}{\psi'(R)} \hat{\mathbf{P}}^{rR} & \frac{R}{\psi(R)} \hat{\mathbf{P}}^{\theta R} \end{bmatrix} & \begin{bmatrix} 0 & 0 \\ \frac{1}{\psi'(R)} \hat{\mathbf{P}}^{r\Theta} & \frac{R}{\psi(R)} \hat{\mathbf{P}}^{\theta\Theta} \end{bmatrix} \end{bmatrix}, \tag{4.104}$$

where utilizing (4.83c), the pre-stress is calculated as

$$\begin{aligned} \hat{\mathbf{P}}^{r\Theta} &= \hat{\mathbf{P}}^{\theta R} = 0, \\ \hat{\mathbf{P}}^{rR} &= \frac{Eh^3}{12(\nu^2 - 1)R\psi(R)f^3(\psi(R))f'^5(\psi(R))} \\ &\quad \left\{ \psi(R)f(\psi(R))f'^5(\psi(R))[(\nu - 2)R\psi'(R) + 2\psi(R)] \right. \\ &\quad + R\psi^2(R)\psi'(R)f'^6(\psi(R)) + f^2(\psi(R))f'^3(\psi(R))[\nu R\psi(R)\psi'(R)f''(\psi(R)) \\ &\quad + f'(\psi(R))\{-\nu - 1\}R\psi'(R) - 2\psi(R)] \\ &\quad - \psi(R)f^3(\psi(R))f'^2(\psi(R))f''(\psi(R)) \\ &\quad \left. + \psi(R)f^4(\psi(R))\left[3f''^2(\psi(R)) - f^{(3)}(\psi(R))f'(\psi(R))\right] \right\}, \tag{4.105} \end{aligned}$$

$$\begin{aligned} \hat{P}^{\theta\Theta} = & \frac{Eh^3}{12(\nu^2 - 1)R\psi(R)f^4(\psi(R))f'^3(\psi(R))} \left\{ -3R\psi^3(R)\psi'(R)f'^5(\psi(R)) \right. \\ & + \psi^2(R)f(\psi(R))f'^3(\psi(R)) [R\psi(R)\psi'(R)f''(\psi(R)) \\ & + f'(\psi(R))\{\psi(R) - 2(\nu - 2)R\psi'(R)\}] \\ & + \psi(R)f^2(\psi(R))f'^2(\psi(R)) [f'(\psi(R))\{\nu R\psi'(R) + (\nu - 2)\psi(R)\} \\ & - \nu R\psi(R)\psi'(R)f''(\psi(R))] \\ & + f^3(\psi(R))[\nu R\psi^2(R)f^{(3)}(\psi(R))\psi'(R)f'(\psi(R)) \\ & + (\psi(R) - R\psi'(R))f'(\psi(R)) \\ & \left. - 2R\psi(R)\psi'(R)f''(\psi(R))\right\} \left\{ \nu\psi(R)f''(\psi(R)) + (1 - \nu)f'(\psi(R)) \right\} \Big\}. \end{aligned}$$

Using (4.83b), one finds the components of the tangential body force as $(\mathfrak{B}^\top)^\theta = 0$, and

$$\begin{aligned} (\mathfrak{B}^\top)^r = & \frac{Eh^3}{12\tilde{\rho}_0(\nu^2 - 1)f^4(\psi(R))f'^7(\psi(R))} \\ & \left\{ 3\psi(R)f'^7(\psi(R)) - 3f(\psi(R))f'^6(\psi(R)) \right. \\ & - 3f^2(\psi(R))f'^4(\psi(R))f''(\psi(R)) \\ & + 2f^3(\psi(R))f'^2(\psi(R)) \left[f^{(3)}(\psi(R))f'(\psi(R)) - 3f''^2(\psi(R)) \right] \\ & + f^4(\psi(R)) \left[15f''^3(\psi(R)) + f^{(4)}(\psi(R))f'^2(\psi(R)) \right. \\ & \left. \left. - 10f^{(3)}(\psi(R))f'(\psi(R))f''(\psi(R)) \right] \right\}. \end{aligned} \tag{4.106}$$

However, note that (4.82e) implies that $(\mathfrak{B}^\top)^r = 0$, and thus, (4.106) can be viewed as a constraint. Notice that (4.88c) is trivially satisfied. The cloaking compatibility equations (4.84a) give the following ODE

$$\begin{aligned} f'(\psi(R)) [f(\psi(R)) - \psi(R)f'(\psi(R))] [\psi(R)f'(\psi(R)) + (\nu - 1)f(\psi(R))] \\ - \nu\psi(R)f^2(\psi(R))f''(\psi(R)) = 0. \end{aligned} \tag{4.107}$$

Recalling that $r = \psi(R)$, we may rewrite (4.107) as⁴¹

$$f'(r) [f(r) - rf'(r)] [rf'(r) + (\nu - 1)f(r)] - \nu rf^2(r)f''(r) = 0. \tag{4.108}$$

Noting that (4.108) is a second-order ODE and the cloaking transformation ξ needs to satisfy $f(r_o) = r_o$, $f(r_i) = \epsilon$, and $f'(r_o) = 1$, one concludes that cloaking is

⁴¹ Note that (4.108) is identical to (4.37).

not possible. The balance of linear momentum in the finitely deformed configuration (4.88a) is simplified to read

$$\begin{aligned}
 & 3R\psi(R)^3\psi'(R) (\psi(R) - R\psi'(R)) f'(\psi(R))^5 \\
 & + \psi(R)^2 f(\psi(R)) f'(\psi(R))^3 \left[R^2\psi(R)\psi''(R) f'(\psi(R)) \right. \\
 & + (R\psi'(R) - \psi(R)) \left. \{ R\psi(R)\psi'(R) f''(\psi(R)) \right. \\
 & + f'(\psi(R)) \left. [(5 - 2\nu)R\psi'(R) + \psi(R)] \right] \\
 & + \psi(R) f(\psi(R))^2 f'(\psi(R))^2 \left[(\nu - 2)R^2\psi(R)\psi''(R) f'(\psi(R)) \right. \\
 & + (\psi(R) - R\psi'(R)) \left. \{ \nu R\psi(R)\psi'(R) f''(\psi(R)) \right. \\
 & + f'(\psi(R)) \left. [(2 - \nu)\psi(R) - (\nu - 1)R\psi'(R)] \right] \\
 & + f(\psi(R))^3 \left((\nu - 1)R^2\psi'(R)^2 f'(\psi(R))^2 \right. \\
 & - (\nu - 1)R\psi(R) f'(\psi(R)) \left[f'(\psi(R)) (R\psi''(R) + 2\psi'(R)) \right. \\
 & - R\psi'(R)^2 f''(\psi(R)) \left. \right] + \psi(R)^2 \left[- 2\nu R^2\psi'(R)^2 f''(\psi(R))^2 + (\nu - 1) f'(\psi(R))^2 \right. \\
 & + R f'(\psi(R)) \left(\nu R f^{(3)}(\psi(R)) \psi'(R)^2 + f''(\psi(R)) [\nu R\psi''(R) + \psi'(R)] \right) \left. \right] \\
 & - \nu\psi(R)^3 \left(f'(\psi(R)) \left(R f^{(3)}(\psi(R)) \psi'(R) + f''(\psi(R)) \right) \right. \\
 & \left. - 2R\psi'(R) f''(\psi(R))^2 \right) \Big) = 0.
 \end{aligned} \tag{4.109}$$

Provided that $\nu \neq 0$, one may use (4.108) to obtain expressions for $f''(\psi(R))$ and $f^{(3)}(\psi(R))$ in terms of $\psi(R)$, $\psi'(R)$, $f(\psi(R))$, and $f'(\psi(R))$. Plugging these expressions into (4.109), it is straightforward to verify that (4.109) is trivially satisfied. Therefore, the balance of linear and angular momenta (cf. (4.88)) for the physical plate in its finitely deformed configuration is satisfied as long as the cloaking map satisfies the constraint (4.108). In summary, similar to the Kirchoff–Love plate the ODE (4.108) and its initial and boundary conditions are the obstruction to cloaking. This result is summarized in the following proposition.

Proposition 4.15 *Cloaking a circular hole in elastic plates with both in-plane and out-of-plane deformations is not possible for any radial cloaking transformation. The cloaking compatibility equations and the boundary and continuity conditions obstruct cloaking.*

Remark 4.16 Assuming that $\tilde{\mathbb{B}}$ is given by (4.91), one obtains \mathbb{B} , the initial normal body force \mathfrak{B}^\perp , and the initial body moment \mathfrak{L} of the physical plate using (4.82b), (4.82c), and (4.82d), respectively, as

$$\hat{\mathbb{B}} = \left[\hat{\mathbb{B}}^{aAbB} \right] = \begin{bmatrix} \left[\begin{array}{cc} \frac{(\tilde{b}_1 + 2\tilde{b}_2)f(\psi(R))}{Rf'^2(\psi(R))\psi'(R)} & 0 \\ 0 & \frac{\tilde{b}_1\psi(R)}{f(\psi(R))} \end{array} \right] & \left[\begin{array}{cc} 0 & \frac{\tilde{b}_2 R\psi'(R)}{f(\psi(R))} \\ \frac{\tilde{b}_2\psi(R)}{f(\psi(R))} & 0 \end{array} \right] \\ \left[\begin{array}{cc} 0 & \frac{\tilde{b}_2}{f'(\psi(R))} \\ \frac{\tilde{b}_2\psi(R)}{Rf'(\psi(R))\psi'(R)} & 0 \end{array} \right] & \left[\begin{array}{cc} \frac{\tilde{b}_1}{f'(\psi(R))} & 0 \\ 0 & \frac{(\tilde{b}_1 + 2\tilde{b}_2)R\psi(R)f'(\psi(R))\psi'(R)}{f^2(\psi(R))} \end{array} \right] \end{bmatrix}, \tag{4.110}$$

$$\hat{\mathfrak{B}}^\perp = -\frac{(\tilde{b}_1 + 2\tilde{b}_2)}{2\tilde{\rho}_0 f^3(\psi(R))f'^5(\psi(R))} \left[-\psi(R)f'^5(\psi(R)) + f(\psi(R))f'^4(\psi(R)) + 2f^2(\psi(R))f'^2(\psi(R))f''(\psi(R)) + f^3(\psi(R))\left(f^{(3)}(\psi(R))f'(\psi(R)) - 3f''^2(\psi(R))\right) \right], \tag{4.111}$$

$$\hat{\mathfrak{L}}^r = \frac{(\tilde{b}_1 + 2\tilde{b}_2)}{2\tilde{\rho}_0 f^2(\psi(R))f'^4(\psi(R))} \left[f^2(\psi(R))f''(\psi(R)) + \psi(R)f'^3(\psi(R)) - f(\psi(R))f'^2(\psi(R)) \right], \tag{4.112}$$

and the circumferential component of the body moment vanishes, i.e., $\hat{\mathfrak{L}}^\theta = 0$.

Remark 4.17 (*General cloaking transformations*) Next we show that if $\tilde{b}_2 > 0$ and $\tilde{b}_1 + \tilde{b}_2 > 0$, i.e., if the tensor \mathbb{B} for the virtual plate is positive definite, then transformation cloaking would not be possible even if one uses a general cloaking map ξ for an arbitrary hole surrounded by a cloak (with an arbitrary shape). Without loss of generality, we use Cartesian coordinates, where the shifters and the metrics have trivial representations. Let us consider an arbitrary cloaking map ξ such that

$$\xi^{-1} = \begin{bmatrix} F_{11}(x, y) & F_{12}(x, y) \\ F_{21}(x, y) & F_{22}(x, y) \end{bmatrix}. \tag{4.113}$$

Therefore, $J_\xi = [F_{11}F_{22} - F_{12}F_{21}]^{-1}$, and (4.87b) is simplified to read

$$\tilde{b}_1 F_{21} (F_{11}^2 + F_{12}^2) + 2\tilde{b}_2 F_{11} (F_{11}F_{21} + F_{12}F_{22}) - F_{12} (\tilde{b}_1 + 2\tilde{b}_2) (F_{11}^2 + F_{12}^2) = 0, \tag{4.114a}$$

$$F_{21} (F_{21}^2 + F_{22}^2) (\tilde{b}_1 + 2\tilde{b}_2) - 2F_{22}\tilde{b}_2 (F_{11}F_{21} + F_{12}F_{22}) - F_{12}\tilde{b}_1 (F_{21}^2 + F_{22}^2) = 0, \tag{4.114b}$$

$$F_{11} (F_{22}^2\tilde{b}_2 - F_{12}F_{21}(\tilde{b}_1 + \tilde{b}_2) + F_{21}^2(\tilde{b}_1 + 2\tilde{b}_2)) + F_{12}F_{22} (F_{21}(\tilde{b}_1 + \tilde{b}_2) - F_{12}(\tilde{b}_1 + 2\tilde{b}_2)) - F_{11}^2F_{22}\tilde{b}_2 = 0. \tag{4.114c}$$

Provided that $F_{12}^2 \tilde{b}_1 + F_{11}^2 (\tilde{b}_1 + 2\tilde{b}_2) \neq 0$, from (4.114a) one obtains

$$F_{21} = F_{12} \frac{(F_{11}^2 + F_{12}^2)(\tilde{b}_1 + 2\tilde{b}_2) - 2F_{11}F_{22}\tilde{b}_2}{F_{12}^2 \tilde{b}_1 + F_{11}^2 (\tilde{b}_1 + 2\tilde{b}_2)}. \tag{4.115}$$

Substituting for F_{21} into (4.114c), one has

$$\frac{(F_{11}^2 + F_{12}^2)(F_{12}^2 - F_{11}F_{22})\tilde{b}_2(\tilde{b}_1 + 2\tilde{b}_2)}{\left[F_{12}^2 \tilde{b}_1 + F_{11}^2 (\tilde{b}_1 + 2\tilde{b}_2)\right]^2} \left[F_{12}^2 F_{22} \tilde{b}_1 + F_{11}^2 (F_{11} - F_{22})(\tilde{b}_1 + 2\tilde{b}_2) + F_{11}F_{12}^2(3\tilde{b}_1 + 4\tilde{b}_2)\right] = 0. \tag{4.116}$$

Using (4.115), the Jacobian of the cloaking map is simplified to read

$$J_\xi = \frac{F_{12}^2 \tilde{b}_1 + F_{11}^2 (\tilde{b}_1 + 2\tilde{b}_2)}{(F_{11}^2 + F_{12}^2)(F_{11}F_{22} - F_{12}^2)(\tilde{b}_1 + 2\tilde{b}_2)}. \tag{4.117}$$

Knowing that $\tilde{b}_2 > 0$, and the Jacobian of the cloaking map cannot be singular, (4.116) implies that

$$F_{12}^2 F_{22} \tilde{b}_1 + F_{11}^2 (F_{11} - F_{22})(\tilde{b}_1 + 2\tilde{b}_2) + F_{11}F_{12}^2(3\tilde{b}_1 + 4\tilde{b}_2) = 0, \tag{4.118}$$

where as long as $F_{12}^2 \tilde{b}_1 - F_{11}^2 (\tilde{b}_1 + 2\tilde{b}_2) \neq 0$, gives

$$F_{22} = F_{11} \frac{F_{11}^2 (\tilde{b}_1 + 2\tilde{b}_2) + F_{12}^2(3\tilde{b}_1 + 4\tilde{b}_2)}{F_{11}^2 (\tilde{b}_1 + 2\tilde{b}_2) - F_{12}^2 \tilde{b}_1}. \tag{4.119}$$

Plugging (4.115) and (4.119) into (4.114b), one obtains

$$\frac{F_{12}(F_{11}^2 + F_{12}^2)^4 \tilde{b}_2(\tilde{b}_1 + \tilde{b}_2)(\tilde{b}_1 + 2\tilde{b}_2)^2}{\left[F_{11}^2 (\tilde{b}_1 + 2\tilde{b}_2) - F_{12}^2 \tilde{b}_1\right]^3} = 0, \tag{4.120}$$

where recalling that $\tilde{b}_1 + \tilde{b}_2 > 0$, implies that $F_{12} = 0$, and thus, $F_{21} = 0$ (cf. (4.115)), and from (4.119), $F_{11} = F_{22}$. Given that $\mathbf{F}|_{\partial_o \mathcal{C}} = id$, one concludes that ξ must be the identity, i.e., cloaking is not possible.

Let us consider the case where $F_{12}^2 \tilde{b}_1 + F_{11}^2 (\tilde{b}_1 + 2\tilde{b}_2) = 0$, and thus,

$$\tilde{b}_1 = -\frac{2F_{11}^2}{F_{11}^2 + F_{12}^2} \tilde{b}_2. \tag{4.121}$$

Therefore, (4.114a) is simplified to read $2\tilde{b}_2 F_{12}(F_{12}^2 - F_{11}F_{22}) = 0$, implying that $F_{12}^2 = F_{11}F_{22}$ (or $F_{22} = F_{12}^2/F_{11}$).⁴² Substituting for \tilde{b}_1 and F_{22} into (4.114b) and (4.114c), one obtains

$$2\tilde{b}_2 \frac{F_{12}(F_{12} - F_{21})}{F_{11}^2(F_{11}^2 + F_{12}^2)} \left[F_{12}^5 + F_{11}^2 F_{21}(F_{11}^2 + F_{12}^2) + F_{11}^2 F_{21}^2 F_{12} \right] = 0, \tag{4.122a}$$

$$\tilde{b}_2 \frac{F_{12}(F_{21} - F_{12})}{F_{11}(F_{11}^2 + F_{12}^2)} \left[F_{11}^4 + F_{12}^4 + 2F_{11}^2 F_{12} F_{21} \right] = 0. \tag{4.122b}$$

Note that $J_\xi = [F_{11}F_{22} - F_{12}F_{21}]^{-1} = [F_{12}(F_{12} - F_{21})]^{-1}$, and thus, (4.122) implies that

$$F_{12}^5 + F_{11}^2 F_{21}(F_{11}^2 + F_{12}^2) + F_{11}^2 F_{21}^2 F_{12} = 0, \tag{4.123a}$$

$$F_{11}^4 + F_{12}^4 + 2F_{11}^2 F_{12} F_{21} = 0, \tag{4.123b}$$

from which, one obtains $F_{12} = -F_{21}$, and $F_{11}^2 = -F_{12}F_{21}$. Thus, $F_{11}^2 = F_{12}^2$, and using (4.121), one concludes that $\tilde{b}_1 + \tilde{b}_2 = 0$, i.e., $\tilde{\mathbb{B}}$ is not positive definite, which is a contradiction. Similarly, it is straightforward to show that assuming $F_{12}^2 \tilde{b}_1 - F_{11}^2(\tilde{b}_1 + 2\tilde{b}_2) = 0$, the Jacobian of the cloaking map is forced to be singular.

5 Concluding Remarks

In this paper, we formulated the problem of elastodynamic transformation cloaking in plates. In particular, we considered transformation cloaking in Kirchoff–Love plates as well as elastic plates with both in-plane and out-of-plane displacements. Using a Lagrangian field theory, the governing equations of nonlinear (and linearized) elastic shells (and plates) were derived by characterizing the geometry of a shell as an embedded hypersurface in the Euclidean space using the first and the second fundamental forms. The body forces and body moments were taken into account in the boundary-value problem of an elastic plate using the Lagrange–d’Alembert principle. A cloaking map transforms the boundary-value problem of an isotropic and homogeneous elastic plate with an infinitesimal hole (virtual problem) to that of an anisotropic and inhomogeneous elastic plate with a finite hole covered by a cloak (physical problem) that is designed such that the response of the virtual plate is mimicked outside the cloak.

Cloaking in Kirchoff–Love plates involves transforming the governing equation of the virtual plate to that of the physical plate up to an unknown scalar field via a cloaking map. In doing so, one obtains a set of constraints (cloaking compatibility equations) involving the cloaking transformation, the scalar field, and the elastic parameters of the virtual plate. In addition, on the boundary of the cloak and the hole there are some boundary and continuity conditions that the cloaking transformation and the scalar field

⁴² Note that $F_{12} \neq 0$, because otherwise, $\tilde{b}_1 = -2\tilde{b}_2$ (from (4.121)), contradicting the positive definiteness of $\tilde{\mathbb{B}}$.

need to satisfy. In particular, the cloaking map needs to fix the outer boundary of the cloak up to the third order. In the example of a circular hole, we showed that cloaking a circular hole in Kirchoff–Love plates is not possible for a generic radial cloaking map; the obstructions to transformation cloaking are the cloaking compatibility equations and the boundary and continuity conditions.

In the case of a hole with an arbitrary shape, the cloaking compatibility equations are a system of second-order nonlinear PDEs, and the balance of linear and angular momenta for the (physical) plate in its finitely deformed configuration leads to fourth-order and third-order nonlinear PDEs. The complexity of this system of nonlinear PDEs makes studying the obstruction to cloaking for an arbitrary cloaking map very difficult. This is in contrast to 3D elastodynamics and elastic plates with both the in-plane and the out-of-plane deformations, where the linearized balance of angular momentum is the obstruction to cloaking. The form of the linearized balance of angular momentum usually allows one to analyze these equations for an arbitrary cloaking map. Note that Kirchoff–Love plates can only have bending deformations, and in this case, the linearized balance of angular momentum only implies that the flexural rigidity tensor must have the minor symmetries. As the flexural rigidity tensor preserves its minor (and major) symmetries under a cloaking map, the linearized balance of angular momentum is trivially satisfied. Therefore, one only needs to analyze the cloaking compatibility equations and the balance of linear and angular momenta in the finitely deformed configuration (of the physical plate) to study obstruction to transformation cloaking.

Next, we relaxed the pure bending assumption and formulated the transformation cloaking problem for an elastic plate in the presence of in-plane and out-of-plane displacements. The physical plate is initially stressed and is subjected to (in-plane and out-of-plane) body forces and moments in its finitely deformed configuration. This problem involves transforming the in-plane governing equations using the Piola transformation given by the cloaking map as well as transforming the out-of-plane governing equation up to the Jacobian of the cloaking map. Assuming a general radial cloaking map, we showed that, similar to Kirchoff–Love plates, cloaking is not possible for a circular hole; the cloaking compatibility equations and the boundary and continuity conditions obstruct transformation cloaking. We also showed that if for the virtual plate the elasticity tensor pertaining to the coupling between the in-plane and the out-of-plane displacements is positive-definite, then cloaking is not possible even if one uses a general cloaking map for a hole and a cloak with arbitrary shapes; the balance of angular momentum is the obstruction to cloaking.

Our analysis suggests that the path forward for engineering applications of flexural wave cloaking is approximate cloaking. Approximate cloaking should be formulated as an optimal design problem. Recently, Fachinotti et al. (2018) formulated cloaking an inclusion in 2D linear elasticity as an optimization problem. For a given load, they minimized an objective function that quantifies the difference between the cloaked system and the corresponding homogeneous body without the inclusion. They also extended their method to the case of multiple loads. In the case of a Kirchoff–Love plate with a hole of radius R_i , the optimization parameters are the outer radius of the cloak R_o and its elastic constants. If R_o is too large the cloak would not be practical, and if R_o is too close to R_i the elastic properties of the cloak will be too complicated to be feasible. Instead of optimizing over all possible anisotropic and inhomogeneous

elastic constants inside the cloak, one idea would be to assume that the cloak is made of N isotropic and homogeneous rings. The optimization problem is then reduced to finding the isotropic elastic constants and mass density of each ring. Of course, the continuity equations at the boundaries between rings must be carefully enforced. One would identify M loadings of interest and optimize the cloak for the set of combined loadings. For a given loading, the objective function can be chosen to be the L^2 -norm of the difference between the displacement field of the cloaked plate and that of the corresponding homogeneous plate without a hole. The elastic constants and mass density derived from transforming the governing PDE of the virtual plate can be used as an initial guess for the optimal design problem. This will be the subject of a future communication.

An extension of the present formulation will be to assign a set of deformable directors at each point of an elastic shell in its reference and current configurations. This will lead to a (normal and tangential) hyperstress in addition to the stress and the couple-stress of the present theory. One should note that the balance of linear (and angular) momentum and microlinear (and angular) momentum in this case is coupled in a way that makes transformation cloaking highly non-trivial. Moreover, one needs to derive a set of compatibility conditions for the normal and tangential components of the director gradient. This will be the subject of a future communication.

Acknowledgements This research was supported by ARO W911NF-18-1-0003 (Drs. Daniel P. Cole and David Stepp). A.G. benefited from discussions with Fabio Sozio, Arzhang Angoshtari, Amirhossein Tajdini, and Souhayl Sadik.

Appendix A: Variations of the Right Cauchy–Green Deformation Tensor, the Unit Normal Vector Field, and the Second Fundamental Form

In this appendix, we discuss the derivation of the variations of the right Cauchy–Green deformation tensor \mathbf{C} , the unit normal vector field (of the deformed shell) \mathcal{N} , and Θ used in obtaining the Euler–Lagrange equations in Sect. 3 (see also Capovilla and Guven 2002; Kadianakis and Travlopanos 2013, 2018).

Lie derivative. Let $\mathbf{w} : \mathcal{U} \rightarrow TS$ be a C^1 vector field, where $\mathcal{U} \subset \mathcal{S}$ is an open neighborhood. A curve $\alpha : I \rightarrow \mathcal{S}$, where I is an open interval, is an *integral curve* of \mathbf{w} provided that $\frac{d\alpha(t)}{dt} = \mathbf{w}(\alpha(t))$, $\forall t \in I$. Consider a time-dependent vector field $\mathbf{w} : \mathcal{S} \times I \rightarrow TS$, where I is some open interval. The collection of maps $\psi_{\tau,t}$ is the flow of \mathbf{w} if for each t and x , $\tau \mapsto \psi_{\tau,t}(x)$ is an integral curve of \mathbf{w}_t , i.e., $\frac{d}{d\tau} \psi_{\tau,t}(x) = \mathbf{w}(\psi_{\tau,t}(x), \tau)$, and $\psi_{t,t}(x) = x$. Assume that \mathbf{t} is a time-dependent tensor field on \mathcal{S} , i.e., $\mathbf{t}_t(x) = \mathbf{t}(x, t)$ is a tensor. The Lie derivative of \mathbf{t} with respect to \mathbf{w} is defined as

$$\mathbf{L}_{\mathbf{w}}\mathbf{t} = \frac{d}{d\tau} \psi_{\tau,t}^* \mathbf{t}_{\tau} \Big|_{\tau=t}. \quad (\text{A.1})$$

Note that $\psi_{\tau,t}$ maps \mathbf{t}_t to \mathbf{t}_{τ} . Therefore, to calculate the Lie derivative one drags \mathbf{t} along the flow of \mathbf{w} from τ to t and then differentiates the Lie dragged tensor with respect

to τ . The *autonomous* Lie derivative of \mathbf{t} with respect to \mathbf{w} is defined as

$$\mathfrak{L}_{\mathbf{w}}\mathbf{t} = \frac{d}{d\tau}\psi_{\tau,t}^*\mathbf{t}_t \Big|_{\tau=t}. \tag{A.2}$$

Hence, $\mathbf{L}_{\mathbf{w}}\mathbf{t} = \partial\mathbf{t}/\partial t + \mathfrak{L}_{\mathbf{w}}\mathbf{t}$. The Lie derivative for a scalar f is given by $\mathbf{L}_{\mathbf{w}}f = \partial f/\partial t + \mathbf{w}[f]$. In a coordinate chart $\{x^a\}$, this is written as, $\mathbf{L}_{\mathbf{w}}f = \frac{\partial f}{\partial t} + \frac{\partial f}{\partial x^a}w^a$. For a vector \mathbf{u} , it can be shown that $\mathbf{L}_{\mathbf{w}}\mathbf{u} = \frac{\partial \mathbf{w}}{\partial t} + [\mathbf{w}, \mathbf{u}]$. If ∇ is a torsion-free connection, then $[\mathbf{w}, \mathbf{u}] = \nabla_{\mathbf{w}}\mathbf{u} - \nabla_{\mathbf{u}}\mathbf{w}$, and thus, $\mathbf{L}_{\mathbf{w}}\mathbf{u} = \frac{\partial \mathbf{w}}{\partial t} + \nabla_{\mathbf{w}}\mathbf{u} - \nabla_{\mathbf{u}}\mathbf{w}$.

The rate of deformation tensor for shells is defined as (Marsden and Hughes 1983)

$$2\mathbf{D}^b = \varphi_t^* \left[(\nabla^{\mathbf{g}}\mathbf{v}^\top)^b + [(\nabla^{\mathbf{g}}\mathbf{v}^\top)^b]^\top - 2v^\perp\boldsymbol{\theta} \right], \tag{A.3}$$

where the spatial velocity is decomposed into the normal and tangential components as $\mathbf{v} = \mathbf{v}^\top + v^\perp\mathbf{n}$. In components

$$2D_{AB} = (v_{a|b}^\top + v_{b|a}^\top)F^a{}_A F^b{}_B - 2v^\perp\Theta_{AB}. \tag{A.4}$$

Note that

$$\mathbf{L}_{\mathbf{v}^\top}\mathbf{g} = (\nabla^{\mathbf{g}}\mathbf{v}^\top)^b + [(\nabla^{\mathbf{g}}\mathbf{v}^\top)^b]^\top. \tag{A.5}$$

Therefore,

$$2\mathbf{D}^b = \varphi_t^*(\mathbf{L}_{\mathbf{v}^\top}\mathbf{g}) - 2v^\perp\boldsymbol{\Theta}. \tag{A.6}$$

Knowing that $\varphi_t^*(\mathbf{L}_{\mathbf{v}}\mathbf{g}) = 2\mathbf{D}^b$ (see, e.g., Marsden and Hughes 1983; Simo and Marsden 1984), one obtains

$$\varphi_t^*(\mathbf{L}_{\mathbf{v}}\mathbf{g}) = \varphi_t^*(\mathbf{L}_{\mathbf{v}^\top}\mathbf{g}) - 2v^\perp\boldsymbol{\Theta}. \tag{A.7}$$

Thus, $\mathbf{L}_{\delta\varphi}\mathbf{g} = \mathbf{L}_{\delta\varphi^\top}\mathbf{g} - 2\delta\varphi^\perp\boldsymbol{\theta}$, and hence, $\delta\mathbf{C}^b = \varphi_t^*(\mathbf{L}_{\delta\varphi}\mathbf{g}) = \varphi_t^*\mathbf{L}_{\delta\varphi^\top}\mathbf{g} - 2\delta\varphi^\perp\boldsymbol{\Theta}$. Also note that

$$\mathbf{L}_{\delta\varphi^\top}\mathbf{g} = \left[g_{cb}(\delta\varphi^\top)^c{}_{|a} + g_{ac}(\delta\varphi^\top)^c{}_{|b} \right] dx^a \otimes dx^b. \tag{A.8}$$

Hence, in components, one obtains

$$\delta C_{AB} = F^a{}_A \delta\varphi_{a|B}^\top + F^b{}_B \delta\varphi_{b|A}^\top - 2\delta\varphi^\perp\Theta_{AB}. \tag{A.9}$$

Or

$$\delta C_{AB} = F^a{}_A g_{ac}(\delta\varphi^\top)^c{}_{|B} + F^b{}_B g_{bc}(\delta\varphi^\top)^c{}_{|A} - 2\delta\varphi^\perp F^a{}_A F^b{}_B \theta_{ab}. \tag{A.10}$$

Therefore, (3.11) is implied.

The covariant derivative of \mathbf{v} is computed as

$$\bar{\nabla}^{\bar{\mathbf{g}}}\mathbf{v} = \bar{\nabla}^{\bar{\mathbf{g}}}(\mathbf{v}^\top + v^\perp \mathbf{n}) = \bar{\nabla}^{\bar{\mathbf{g}}}\mathbf{v}^\top + v^\perp \bar{\nabla}^{\bar{\mathbf{g}}}\mathbf{n} + \mathbf{d}v^\perp \otimes \mathbf{n}. \tag{A.11}$$

Using the relations (2.3) and (2.5) in the ambient space, one obtains

$$\bar{\nabla}^{\bar{\mathbf{g}}}\mathbf{v} = (\nabla^{\mathbf{g}}\mathbf{v}^\top - v^\perp \boldsymbol{\theta}) + (\mathbf{d}v^\perp + \boldsymbol{\theta} \cdot \mathbf{v}^\top) \otimes \mathbf{n}. \tag{A.12}$$

In components

$$\bar{\nabla}^{\bar{\mathbf{g}}}\mathbf{v} = \left[(v^\top)^a{}_{|b} - v^\perp \theta^a{}_b \right] \partial_a \otimes dx^b + \left[v^\perp{}_{,b} + \theta_{bc}(v^\top)^c \right] \mathbf{n} \otimes dx^b. \tag{A.13}$$

Similarly, one can write

$$\bar{\nabla}^{\bar{\mathbf{g}}}\delta\varphi = \left[(\delta\varphi^\top)^a{}_{|b} - \delta\varphi^\perp \theta^a{}_b \right] \partial_a \otimes dx^b + \left[\delta\varphi^\perp{}_{,b} + \theta_{bc}(\delta\varphi^\top)^c \right] \mathbf{n} \otimes dx^b. \tag{A.14}$$

Note that for an arbitrary vector field $\mathbf{W} = \mathbf{W}^\top + W^\perp \mathcal{N}$ defined on a surface embedded in \mathbb{R}^3 , the tangential and normal components of the covariant derivative with respect to the surface coordinates are similarly given by

$$(\bar{\nabla}^{\bar{\mathbf{g}}}\mathbf{W})^\top = \nabla^{\mathbf{g}}\mathbf{W}^\top - W^\perp \boldsymbol{\theta}, \quad (\bar{\nabla}^{\bar{\mathbf{g}}}\mathbf{W})^\perp = \mathbf{d}W^\perp + \boldsymbol{\theta} \cdot \mathbf{W}^\top. \tag{A.15}$$

Therefore, $\bar{\nabla}^{\bar{\mathbf{g}}}\mathbf{W} = (\bar{\nabla}^{\bar{\mathbf{g}}}\mathbf{W})^\top + (\bar{\nabla}^{\bar{\mathbf{g}}}\mathbf{W})^\perp$, in components reads

$$\begin{aligned} (\bar{\nabla}^{\bar{\mathbf{g}}}\mathbf{W})^\top &= \left[(W^\top)^a{}_{|b} - W^\perp \theta^a{}_b \right] \partial_a \otimes dx^b, \\ (\bar{\nabla}^{\bar{\mathbf{g}}}\mathbf{W})^\perp &= \left[W^\perp{}_{,b} + \theta_{bc}(W^\top)^c \right] \mathcal{N} \otimes dx^b. \end{aligned} \tag{A.16}$$

Thus, one can use (A.16)₁ to write the variation of the deformation gradient in components as

$$\delta F^a{}_A = (\delta\varphi^\top)^a{}_{|A} - \theta^a{}_b F^b{}_A \delta\varphi^\perp. \tag{A.17}$$

Therefore, (3.60) follows. At any time t , the deformation map $\varphi_t : \mathcal{H} \rightarrow \mathcal{S}$ is a smooth embedding of the (undeformed) shell into the ambient space. For each $X \in \mathcal{H}$, let $T\varphi_t(X) : T_X\mathcal{H} \rightarrow T_{\varphi_t(X)}\mathcal{S}$ be the tangent of φ_t at X . The variation of the unit normal vector $\mathcal{N}_\epsilon = \mathbf{n}_\epsilon \circ \varphi_{\epsilon,t}$ is defined as

$$\delta\mathcal{N} = \frac{d}{d\epsilon} \mathcal{N}_\epsilon \Big|_{\epsilon=0} = \bar{\nabla}^{\bar{\mathbf{g}}}_{\frac{\partial}{\partial \epsilon}} \mathcal{N}_\epsilon \Big|_{\epsilon=0} = D_{\varphi_\epsilon(X,t)} \mathcal{N}_\epsilon \Big|_{\epsilon=0} = \bar{\nabla}^{\bar{\mathbf{g}}}_{\delta\varphi} \mathcal{N}. \tag{A.18}$$

In order to compute the variation, let \mathbf{W} be a vector field in \mathcal{S} tangent to $\varphi_t(\mathcal{H})$ and note that

$$\bar{\nabla}^{\bar{\mathbf{g}}}_{\delta\varphi} \mathbf{W} = [\delta\varphi, \mathbf{W}] + \bar{\nabla}^{\bar{\mathbf{g}}}_{\mathbf{W}} \delta\varphi. \tag{A.19}$$

From (A.12), one obtains

$$\bar{\nabla}_{\mathbf{W}}^{\bar{\mathbf{g}}}\delta\varphi = \left(\nabla_{\mathbf{W}}^{\mathbf{g}}\delta\varphi^{\top} - \delta\varphi^{\perp}\boldsymbol{\theta} \cdot \mathbf{W}\right) + \left(\mathbf{d}\delta\varphi^{\perp}\right) \cdot \mathbf{W} + \boldsymbol{\theta} \cdot \delta\varphi^{\top} \cdot \mathbf{W}\mathbf{n}. \tag{A.20}$$

Therefore,

$$\bar{\mathbf{g}}\left(\mathcal{N}, \bar{\nabla}_{\mathbf{W}}^{\bar{\mathbf{g}}}\delta\varphi\right) = \left(\mathbf{d}\delta\varphi^{\perp}\right) \cdot \mathbf{W} + \boldsymbol{\theta} \cdot \delta\varphi^{\top} \cdot \mathbf{W} = -\bar{\mathbf{g}}\left(\bar{\nabla}_{\delta\varphi}^{\bar{\mathbf{g}}}\mathcal{N}, \mathbf{W}\right), \tag{A.21}$$

where the second equality is a consequence of the metric compatibility of $\bar{\nabla}^{\bar{\mathbf{g}}}$ (2.4). By arbitrariness of \mathbf{W} , we have

$$\delta\mathcal{N} = \bar{\nabla}_{\delta\varphi}^{\bar{\mathbf{g}}}\mathcal{N} = -\boldsymbol{\theta} \cdot \delta\varphi^{\top} - \mathbf{d}\delta\varphi^{\perp}. \tag{A.22}$$

In components

$$\delta\mathcal{N} = -\left[(\delta\varphi^{\top})^b\theta^a{}_b + \delta\varphi^{\perp}{}_{,b}g^{ab}\right]\partial_a. \tag{A.23}$$

Hence, (3.19) and (3.20) are followed. Note that $\delta\Theta^b = \varphi_i^*\mathbf{L}_{\delta\varphi}\boldsymbol{\theta}$, where $\mathbf{L}_{\delta\varphi}\boldsymbol{\theta} = \mathbf{L}_{\delta\varphi^{\top}}\boldsymbol{\theta} - \delta\varphi^{\perp}\mathbf{III} + \text{Hess}_{\delta\varphi^{\perp}}$, i.e.,

$$\delta\Theta^b = \varphi_i^*\mathbf{L}_{\delta\varphi^{\top}}\boldsymbol{\theta} - \delta\varphi^{\perp}\varphi_i^*\mathbf{III} + \varphi_i^*\text{Hess}_{\delta\varphi^{\perp}}, \tag{A.24}$$

where for $\mathbf{x}, \mathbf{y} \in \mathcal{X}(\varphi(\mathcal{H}))$, the third fundamental form of the deformed hypersurface \mathbf{III} and the Hessian of $\delta\varphi^{\perp}$, i.e., $\text{Hess}_{\delta\varphi^{\perp}}$ are given by (3.15) and (3.16). The Lie derivative with respect to the tangential component of the variation field is given in components by (see, e.g., Marsden and Hughes 1983, p.97)

$$\mathbf{L}_{\delta\varphi^{\top}}\boldsymbol{\theta}^b = \left[\theta_{ab|c}(\delta\varphi^{\top})^c + \theta_{ac}(\delta\varphi^{\top})^c{}_{|b} + \theta_{cb}(\delta\varphi^{\top})^c{}_{|a}\right]dx^a \otimes dx^b. \tag{A.25}$$

Therefore, in components, one can write the variation of Θ^b as

$$\begin{aligned} \delta\Theta_{AB} &= F^a{}_A F^b{}_B \theta_{ab|c}(\delta\varphi^{\top})^c + F^a{}_A \theta_{ac}(\delta\varphi^{\top})^c{}_{|B} + F^b{}_B \theta_{bc}(\delta\varphi^{\top})^c{}_{|A} \\ &\quad - \delta\varphi^{\perp}F^a{}_A F^b{}_B \theta_{ac}\theta_{bd}g^{cd} + F^b{}_A \left(\frac{\partial\delta\varphi^{\perp}}{\partial x^b}\right)_{|B}. \end{aligned} \tag{A.26}$$

Using (A.17) and the fact that $\Theta_{AB} = F^a{}_A F^b{}_B \theta_{ab}$, one obtains the variation of θ^b as

$$\delta\theta_{ab} = \theta_{ab|c}(\delta\varphi^{\top})^c + \delta\varphi^{\perp}\theta_{ac}\theta_{bd}g^{cd} + (\delta\varphi^{\perp}{}_{,a})_{|b}. \tag{A.27}$$

Hence, (3.17) and (3.75) are obtained.

Proof of the relation (A.24). Here, we give a proof of the relation (A.24), see also (Capovilla and Guven 2002; Lenz and Lipowsky 2000; Deserno 2004). For the sake

of simplicity, we assume that the surface is embedded in three-dimensional Euclidean space. For this proof, we adopt a notation different from the rest of the paper. Let us consider an embedded surface denoted by Σ in \mathbb{R}^3 . The surface geometry is locally described by three functions $\mathbf{x}(x^1, x^2, x^3) = \mathbf{X}(v^\alpha)$ in the Cartesian coordinates $\{x^1, x^2, x^3\}$ such that $\{v^\alpha\}$, $\alpha = 1, 2$, is a local coordinate chart on the surface. Let us define two tangent vectors $\mathbf{e}_\alpha = \partial \mathbf{X} / \partial v^\alpha$ on the surface. We note that the surface geometry is completely described by its induced metric $\eta_{\alpha\beta}$ and its induced second fundamental form $\Lambda_{\alpha\beta}$.⁴³ Note that $\eta_{\alpha\beta} = \mathbf{e}_\alpha \cdot \mathbf{e}_\beta$, where “ \cdot ” denotes the dot product in \mathbb{R}^3 . Let us denote the surface covariant derivative with ∇_α . Then, one can write the Gauss–Weingarten equations as $\nabla_\alpha \mathbf{e}_\beta = \Lambda_{\alpha\beta} \mathbf{n}$, and $\nabla_\alpha \mathbf{n} = -\Lambda_{\alpha\beta} \mathbf{e}^\beta$, where \mathbf{n} is the unit normal vector to the surface. Let us consider the deformation of the embedding functions of the surface $\mathbf{X}(v) \rightarrow \mathbf{X}(v) + \delta \mathbf{X}(v)$ such that the variation field $\delta \mathbf{X}$ is decomposed into the tangential and normal components as $\delta \mathbf{X} = (\psi^\top)^\alpha \mathbf{e}_\alpha + \psi^\perp \mathbf{n}$. Using the relation $\Lambda_{\alpha\beta} = \mathbf{n} \cdot \nabla_\alpha \mathbf{e}_\beta$, one may write

$$\delta \Lambda_{\alpha\beta} = \delta \mathbf{n} \cdot \nabla_\alpha \nabla_\beta \mathbf{X} + \mathbf{n} \cdot \nabla_\alpha \nabla_\beta \delta \mathbf{X}. \tag{A.28}$$

Knowing that the variation of the unit normal vector is purely tangential, the first term vanishes, i.e., $\delta \mathbf{n} \cdot \nabla_\alpha \nabla_\beta \mathbf{X} = \delta \mathbf{n} \cdot \nabla_\alpha \mathbf{e}_\beta = \Lambda_{\alpha\beta} (\delta \mathbf{n}) \cdot \mathbf{n} = 0$. After some simplification and using the Codazzi–Mainardi equation $\nabla_\alpha \Lambda_{\beta\gamma} = \nabla_\beta \Lambda_{\alpha\gamma}$, one obtains

$$\begin{aligned} \delta \Lambda_{\alpha\beta} &= \Lambda_{\beta\gamma} \nabla_\alpha (\psi^\top)^\gamma + \Lambda_{\alpha\gamma} \nabla_\beta (\psi^\top)^\gamma + (\psi^\top)^\gamma \nabla_\gamma \Lambda_{\alpha\beta} \\ &\quad - \Lambda_{\alpha\gamma} \Lambda^\gamma{}_\beta \psi^\perp + \nabla_\alpha \nabla_\beta \psi^\perp. \end{aligned} \tag{A.29}$$

Notice that the first three terms correspond to the Lie derivative of the induced second fundamental form with respect to the tangential component of the variation field, and thus, (A.29) can be rewritten as

$$\Lambda_{\alpha\beta} = (\mathbf{L}_{\psi^\top} \Lambda)_{\alpha\beta} - \Lambda_{\alpha\gamma} \Lambda^\gamma{}_\beta \psi^\perp + \nabla_\alpha \nabla_\beta \psi^\perp. \tag{A.30}$$

Therefore, (A.24) follows.

Appendix B: The Euler–Lagrange Equations of Elastic Shells

In this appendix, we discuss the derivation of the Euler–Lagrange equations. Substituting (3.8), (3.12), (3.18), and (3.20) into (3.6), one obtains

$$\begin{aligned} &\int_{t_0}^{t_1} \int_{\mathcal{H}} \left\{ \rho (\mathfrak{B}^\top)_a (\delta \varphi^\top)^a + \rho \mathfrak{B}^\perp \cdot \delta \varphi^\perp \right. \\ &\quad + \frac{\partial \mathcal{L}}{\partial \dot{\varphi}} \cdot \frac{D \delta \varphi}{dt} - \rho \mathfrak{L}_b \left((\delta \varphi^\top)^a \theta^b{}_a + \frac{\partial \delta \varphi^\perp}{\partial x^a} g^{ab} \right) \\ &\quad \left. + \frac{\partial \mathcal{L}}{\partial C_{AB}} \left(F^a{}_A \delta \varphi_{a|B}^\top + F^b{}_B \delta \varphi_{b|A}^\top - 2 \delta \varphi^\perp F^a{}_A F^b{}_B \theta_{ab} \right) \right\} \end{aligned}$$

⁴³ Note that η and Λ , respectively, correspond to \mathbf{C} and Θ defined previously.

$$\begin{aligned}
 & + \frac{\partial \mathcal{L}}{\partial \Theta_{AB}} \left[F^a{}_A F^b{}_B \theta_{ab|c} (\delta\varphi^\top)^c + F^a{}_A \theta_{ac} (\delta\varphi^\top)^c|_B + F^b{}_B \theta_{bc} (\delta\varphi^\top)^c|_A \right. \\
 & \left. - \delta\varphi^\perp F^a{}_A F^b{}_B \theta_{ac} \theta_{bd} g^{cd} + F^b{}_A \left(\frac{\partial \delta\varphi^\perp}{\partial x^b} \right) \Big|_B \right] dAdt = 0. \tag{B.1}
 \end{aligned}$$

After some simplification, we have

$$\begin{aligned}
 & \int_{t_0}^{t_1} \int_{\mathcal{H}} \left\{ \rho(\mathfrak{B}^\top)_a (\delta\varphi^\top)^a + \rho \mathfrak{B}^\perp \cdot \delta\varphi^\perp + \frac{d}{dt} \left(\frac{\partial \mathcal{L}}{\partial \dot{\varphi}} \cdot \delta\varphi \right) \right. \\
 & \quad - \frac{d}{dt} \left(\frac{\partial \mathcal{L}}{\partial \dot{\varphi}} \right) \cdot \delta\varphi - \rho \mathfrak{L}_b (\delta\varphi^\top)^a \theta^b{}_a \\
 & \quad - \left(\rho \mathfrak{L}_b \delta\varphi^\perp g^{ab} (F^{-1})^A{}_a \right) \Big|_A + \left(\rho \mathfrak{L}_b g^{ab} (F^{-1})^A{}_a \right) \Big|_A \delta\varphi^\perp \\
 & \quad - 2 \frac{\partial \mathcal{L}}{\partial C_{AB}} F^a{}_A F^b{}_B \theta_{ab} \delta\varphi^\perp + 2 \left(\frac{\partial \mathcal{L}}{\partial C_{AB}} F^b{}_B g_{cb} (\delta\varphi^\top)^c \right) \Big|_A \\
 & \quad - 2 \left(\frac{\partial \mathcal{L}}{\partial C_{AB}} F^b{}_B g_{cb} \right) \Big|_A (\delta\varphi^\top)^c \\
 & \quad + \frac{\partial \mathcal{L}}{\partial \Theta_{AB}} F^a{}_A F^b{}_B \theta_{ab|c} (\delta\varphi^\top)^c + 2 \left(\frac{\partial \mathcal{L}}{\partial \Theta_{AB}} F^a{}_A \theta_{ac} (\delta\varphi^\top)^c \right) \Big|_B \\
 & \quad - 2 \left(\frac{\partial \mathcal{L}}{\partial \Theta_{AB}} F^a{}_A \theta_{ac} \right) \Big|_B (\delta\varphi^\top)^c - \frac{\partial \mathcal{L}}{\partial \Theta_{AB}} F^a{}_A F^b{}_B \theta_{ac} \theta_{bd} g^{cd} \delta\varphi^\perp \\
 & \quad + \left(\frac{\partial \mathcal{L}}{\partial \Theta_{AB}} F^b{}_A \frac{\partial \delta\varphi^\perp}{\partial x^b} \right) \Big|_B - \left[\left(\frac{\partial \mathcal{L}}{\partial \Theta_{AB}} F^b{}_A \right) \Big|_B \delta\varphi^\perp (F^{-1})^D{}_b \right] \Big|_D \\
 & \quad \left. + \left[\left(\frac{\partial \mathcal{L}}{\partial \Theta_{AB}} F^b{}_A \right) \Big|_B (F^{-1})^D{}_b \right] \delta\varphi^\perp \right\} dAdt = 0. \tag{B.2}
 \end{aligned}$$

This can further be simplified to read

$$\begin{aligned}
 & \int_{t_0}^{t_1} \int_{\mathcal{H}} \left\{ \left[\rho(\mathfrak{B}^\top)_a - \frac{d}{dt} \left(\frac{\partial \mathcal{L}}{\partial (\dot{\varphi}^\top)^a} \right) - \rho \mathfrak{L}_b \theta^b{}_a \right. \right. \\
 & \quad - 2 \left(\frac{\partial \mathcal{L}}{\partial C_{AB}} F^b{}_B g_{ab} \right) \Big|_A + \frac{\partial \mathcal{L}}{\partial \Theta_{AB}} F^c{}_A F^b{}_B \theta_{cb|a} \\
 & \quad - 2 \left(\frac{\partial \mathcal{L}}{\partial \Theta_{AB}} F^b{}_A \theta_{ba} \right) \Big|_B \left. \right] (\delta\varphi^\top)^a + \left[\rho \mathfrak{B}^\perp - \frac{d}{dt} \left(\frac{\partial \mathcal{L}}{\partial \dot{\varphi}^\perp} \right) + \left(\rho \mathfrak{L}_b g^{ab} (F^{-1})^A{}_a \right) \Big|_A \right. \\
 & \quad - 2 \frac{\partial \mathcal{L}}{\partial C_{AB}} F^a{}_A F^b{}_B \theta_{ab} - \frac{\partial \mathcal{L}}{\partial \Theta_{AB}} F^a{}_A F^b{}_B \theta_{ac} \theta_{bd} g^{cd} \\
 & \quad \left. + \left(\left(\frac{\partial \mathcal{L}}{\partial \Theta_{AB}} F^b{}_A \right) \Big|_B (F^{-1})^D{}_b \right) \Big|_D \right] \delta\varphi^\perp \\
 & \quad + \frac{d}{dt} \left(\frac{\partial \mathcal{L}}{\partial \dot{\varphi}} \cdot \delta\varphi \right) - \left(\rho \mathfrak{L}_b \delta\varphi^\perp g^{ab} (F^{-1})^A{}_a \right) \Big|_A + 2 \left(\frac{\partial \mathcal{L}}{\partial C_{AB}} F^b{}_B g_{cb} (\delta\varphi^\top)^c \right) \Big|_A
 \end{aligned}$$

$$\begin{aligned}
 &+2 \left(\frac{\partial \mathcal{L}}{\partial \Theta_{AB}} F^a{}_A \theta_{ac} (\delta \varphi^\top)^c \right) \Big|_B + \left(\frac{\partial \mathcal{L}}{\partial \Theta_{AB}} \frac{\partial \delta \varphi^\perp}{\partial X^A} \right) \Big|_B \\
 &- \left[\left(\frac{\partial \mathcal{L}}{\partial \Theta_{AB}} F^b{}_A \right) \Big|_B \delta \varphi^\perp (F^{-1})^D{}_b \right] \Big|_D \Big\} dA dt = 0.
 \end{aligned} \tag{B.3}$$

We assume that $\delta \varphi(X, t_0) = \delta \varphi(X, t_1) = 0$. Using Stokes’ theorem, we have

$$\begin{aligned}
 &\int_{t_0}^{t_1} \int_{\mathcal{H}} \left\{ \left[\rho (\mathfrak{B}^\top)_a - \frac{d}{dt} \left(\frac{\partial \mathcal{L}}{\partial (\dot{\varphi}^\top)^a} \right) - \rho \mathfrak{L}_b \theta^b{}_a \right. \right. \\
 &- 2 \left(\frac{\partial \mathcal{L}}{\partial C_{AB}} F^b{}_B g_{ab} \right) \Big|_A + \frac{\partial \mathcal{L}}{\partial \Theta_{AB}} F^c{}_A F^b{}_B \theta_{cb|a} \\
 &- 2 \left(\frac{\partial \mathcal{L}}{\partial \Theta_{AB}} F^b{}_A \theta_{ba} \right) \Big|_B \Big] (\delta \varphi^\top)^a + \left[\rho \mathfrak{B}^\perp - \frac{d}{dt} \left(\frac{\partial \mathcal{L}}{\partial \dot{\varphi}^\perp} \right) + \left(\rho \mathfrak{L}_b g^{ab} (F^{-1})^A{}_a \right) \Big|_A \right. \\
 &- 2 \frac{\partial \mathcal{L}}{\partial C_{AB}} F^a{}_A F^b{}_B \theta_{ab} - \frac{\partial \mathcal{L}}{\partial \Theta_{AB}} F^a{}_A F^b{}_B \theta_{ac} \theta_{bd} g^{cd} \\
 &+ \left. \left. \left(\left(\frac{\partial \mathcal{L}}{\partial \Theta_{AB}} F^b{}_A \right) \Big|_B (F^{-1})^D{}_b \right) \Big|_D \right] \delta \varphi^\perp \right\} dA dt + \int_{t_0}^{t_1} \int_{\partial \mathcal{H}} \left\{ \frac{\partial \mathcal{L}}{\partial \Theta_{AB}} \frac{\partial \delta \varphi^\perp}{\partial X^A} \mathbf{T}_B \right. \\
 &- \left[\rho \mathfrak{L}_b g^{ab} (F^{-1})^A{}_a + \left(\frac{\partial \mathcal{L}}{\partial \Theta_{CB}} F^a{}_C \right) \Big|_B (F^{-1})^A{}_a \right] \mathbf{T}_A \delta \varphi^\perp \\
 &+ 2 \left[\frac{\partial \mathcal{L}}{\partial C_{AB}} F^a{}_B g_{ac} + \frac{\partial \mathcal{L}}{\partial \Theta_{AB}} F^a{}_B \theta_{ac} \right] \mathbf{T}_A (\delta \varphi^\top)^c \Big\} dL dt = 0,
 \end{aligned} \tag{B.4}$$

where \mathbf{T} is the outward vector field normal to the boundary curve $\partial \mathcal{H}$. Knowing that $\delta \varphi^\top$, $\delta \varphi^\perp$, and $\mathbf{d}(\delta \varphi^\perp)$ are arbitrary, from (B.4) the Euler–Lagrange equations (3.21) along with the boundary conditions (3.22) are obtained.

References

Al-Attar, D., Crawford, O.: Particle relabelling transformations in elastodynamics. *Geophys. J. Int.* **205**(1), 575–593 (2016)

Angoshtari, A., Yavari, A.: Differential complexes in continuum mechanics. *Arch. Ration. Mech. Anal.* **216**(1), 193–220 (2015)

Bonnet, O.: Mémoire sur la théorie des surfaces applicables sur une surface donnée. deuxième partie. Gauthier-Villars, Paris (1867)

Brun, M., Guenneau, S., Movchan, A.B.: Achieving control of in-plane elastic waves. *Appl. Phys. Lett.* **94**(6), 061903 (2009)

Brun, M., Colquitt, D., Jones, I., Movchan, A., Movchan, N.: Transformation cloaking and radial approximations for flexural waves in elastic plates. *New J. Phys.* **16**(9), 093020 (2014)

Bryan, K., Leise, T.: Impedance imaging, inverse problems, and Harry Potter’s cloak. *SIAM Rev.* **52**(2), 359–377 (2010)

Capovilla, R., Guven, J.: Stresses in lipid membranes. *J. Phys. A Math. Gen.* **35**(30), 6233 (2002)

Chen, H., Chan, C.T.: Acoustic cloaking in three dimensions using acoustic metamaterials. *Appl. Phys. Lett.* **91**(18), 183518 (2007)

Climente, A., Torrent, D., Sánchez-Dehesa, J.: Analysis of flexural wave cloaks. *AIP Adv.* **6**(12), 121704 (2016)

Colquitt, D.J., Jones, I.S., Movchan, N.V., Movchan, A.B., Brun, M., McPhedran, R.C.: Making waves round a structured cloak: lattices, negative refraction and fringes. *Proc. R. Soc. A* **469**, 2157 (2013)


- Colquitt, D.J., Brun, M., Gei, M., Movchan, A.B., Movchan, N.V., Jones, I.S.: Transformation elastodynamics and cloaking for flexural waves. *J. Mech. Phys. Solids* **72**, 131–143 (2014)
- Cummer, S.A., Popa, B.-I., Schurig, D., Smith, D.R., Pendry, J., Rahm, M., Starr, A.: Scattering theory derivation of a 3D acoustic cloaking shell. *Phys. Rev. Lett.* **100**(2), 024301 (2008a)
- Cummer, S.A., Rahm, M., Schurig, D.: Material parameters and vector scaling in transformation acoustics. *New J. Phys.* **10**(11), 115025 (2008b)
- Darabi, A., Zareei, A., Alam, M.-R., Leamy, M.J.: Experimental demonstration of an ultrabroadband nonlinear cloak for flexural waves. *Phys. Rev. Lett.* **121**(17), 174301 (2018)
- Deserno, M.: Notes on Differential Geometry with Special Emphasis on Surfaces in \mathbb{R}^3 , pp. 1–64. UCLA, Los Angeles (2004)
- do Carmo, M.P.: Riemannian Geometry. Mathematics: Theory & Applications. Birkhäuser, Boston (1992)
- Ergin, T., Stenger, N., Brenner, P., Pendry, J.B., Wegener, M.: Three-dimensional invisibility cloak at optical wavelengths. *Science* **328**(5976), 337–339 (2010)
- Ericksen, J.L., Truesdell, C.: Exact theory of stress and strain in rods and shells. *Arch. Ration. Mech. Anal.* **1**(1), 295–323 (1957)
- Fachinotti, V.D., Peralta, I., Albanesi, A.E.: Optimization-based design of an elastostatic cloaking device. *Sci. Rep.* **8**(1), 1–8 (2018)
- Farhat, M., Enoch, S., Guenneau, S., Movchan, A.B.: Broadband cylindrical acoustic cloak for linear surface waves in a fluid. *Phys. Rev. Lett.* **101**(13), 134501 (2008)
- Farhat, M., Guenneau, S., Enoch, S.: Ultrabroadband elastic cloaking in thin plates. *Phys. Rev. Lett.* **103**(2), 024301 (2009a)
- Farhat, M., Guenneau, S., Enoch, S., Movchan, A.B.: Cloaking bending waves propagating in thin elastic plates. *Phys. Rev. B* **79**(3), 033102 (2009b)
- Fox, D., Raoult, A., Simo, J.C.: A justification of nonlinear properly invariant plate theories. *Arch. Ration. Mech. Anal.* **124**(2), 157–199 (1993)
- Friesecke, G., James, R.D., Müller, S.: A theorem on geometric rigidity and the derivation of nonlinear plate theory from three-dimensional elasticity. *Commun. Pure Appl. Math. A* **55**(11), 1461–1506 (2002)
- Greenleaf, A., Lassas, M., Uhlmann, G.: On nonuniqueness for Calderón’s inverse problem. *Math. Res. Lett.* **10** (2003a)
- Greenleaf, A., Lassas, M., Uhlmann, G.: Anisotropic conductivities that cannot be detected by EIT. *Physiol. Meas.* **24**(2), 413 (2003b)
- Greenleaf, A., Kurylev, Y., Lassas, M., Uhlmann, G.: Full-wave invisibility of active devices at all frequencies. *Commun. Math. Phys.* **275**(3), 749–789 (2007)
- Greenleaf, A., Kurylev, Y., Lassas, M., Uhlmann, G.: Cloaking devices, electromagnetic wormholes, and transformation optics. *SIAM Rev.* **51**(1), 3–33 (2009a)
- Greenleaf, A., Kurylev, Y., Lassas, M., Uhlmann, G.: Invisibility and inverse problems. *Bull. Am. Math. Soc.* **46**(1), 55–97 (2009b)
- Guenneau, S., Puvirajesinghe, T.M.: Fick’s second law transformed: one path to cloaking in mass diffusion. *J. R. Soc. Interface* **10**(83), 20130106 (2013)
- Guenneau, S., Amra, C., Veynante, D.: Transformation thermodynamics: cloaking and concentrating heat flux. *Opt. Express* **20**(7), 8207–8218 (2012)
- Gurney, C.: An Analysis of the Stresses in a Flat Plate with a Reinforced Circular Hole Under Edge Forces. Reports and Memoranda. H.M. Stationery Office (1938)
- Han, T., Bai, X., Thong, J.T., Li, B., Qiu, C.-W.: Full control and manipulation of heat signatures: cloaking, camouflage and thermal metamaterials. *Adv. Mater.* **26**(11), 1731–1734 (2014)
- Hicks, N.J.: Notes on Differential Geometry. van Nostrand, Amsterdam (1965)
- Hostos, J.C.Á., Fachinotti, V.D., Peralta, I.: Metamaterial for elastostatic cloaking under thermal gradients. *Sci. Rep.* **9**(1), 3614 (2019)
- Jones, I., Brun, M., Movchan, N., Movchan, A.: Singular perturbations and cloaking illusions for elastic waves in membranes and Kirchhoff plates. *Int. J. Solids Struct.* **69**, 498–506 (2015)
- Kadianakis, N., Travlopanos, F.: Kinematics of hypersurfaces in Riemannian manifolds. *J. Elast.* **111**(2), 223–243 (2013)
- Kadianakis, N., Travlopanos, F.I.: Infinitesimally affine deformations of a hypersurface. *Math. Mech. Solids* **23**(2), 209–220 (2018)
- Kadic, M., Bückmann, T., Schittny, R., Wegener, M.: Metamaterials beyond electromagnetism. *Rep. Prog. Phys.* **76**(12), 126501 (2013)

- Kadic, M., Bückmann, T., Schittny, R., Wegener, M.: Experiments on cloaking in optics, thermodynamics and mechanics. *Philos. Trans. A* **373**(2049), 20140357 (2015)
- Koschny, T., Soukoulis, C.M., Wegener, M.: Metamaterials in microwaves, optics, mechanics, thermodynamics, and transport. *J. Opt.* **19**(8), 084005 (2017)
- Le Dret, H., Raoult, A.: Le modèle de membrane non linéaire comme limite variationnelle de l'élasticité non linéaire tridimensionnelle. *Comptes rendus de l'Académie des sciences. Série I, Mathématique* **317**(2), 221–226 (1993)
- Lee, J.M.: *Riemannian Manifold. An Introduction to Curves*. Springer, New York (1997)
- Lekhnitskii, S.: *Anisotropic Plates*. Gordon and Breach, London (1968)
- Lenz, P., Lipowsky, R.: Stability of droplets and channels on homogeneous and structured surfaces. *Eur. Phys. J. E* **1**(2–3), 249–262 (2000)
- Leonhardt, U.: Optical conformal mapping. *Science* **312**(5781), 1777–1780 (2006)
- Leonhardt, U., Philbin, T.: *Geometry and Light: The Science of Invisibility*. Courier Corporation, New York (2012)
- Liu, M., Zhu, W.: Nonlinear transformation-based broadband cloaking for flexural waves in elastic thin plates. *J. Sound Vib.* **445**, 270–287 (2019)
- Lods, V., Miara, B.: Nonlinearly elastic shell models: a formal asymptotic approach II. The flexural model. *Arch. Ration. Mech. Anal.* **142**(4), 355–374 (1998)
- Mansfield, E.H.: Neutral holes in plane sheet—reinforced holes which are elastically equivalent to the uncut sheet. *Q. J. Mech. Appl. Math.* **6**(3), 370 (1953)
- Marsden, J.E., Hughes, T.J.R.: *Mathematical Foundations of Elasticity*. Dover, New York (1983)
- Marsden, J.E., Ratiu, T.S.: *Introduction to Mechanics and Symmetry*, vol. 17. Springer, Berlin (2013)
- Mazzucato, A.L., Rachele, L.V.: Partial uniqueness and obstruction to uniqueness in inverse problems for anisotropic elastic media. *J. Elast.* **83**(3), 205–245 (2006)
- Milton, G.W., Briane, M., Willis, J.R.: On cloaking for elasticity and physical equations with a transformation invariant form. *New J. Phys.* **8**(10), 248 (2006)
- Misseroni, D., Colquitt, D.J., Movchan, A.B., Movchan, N.V., Jones, I.S.: Cymatics for the cloaking of flexural vibrations in a structured plate. *Sci. Rep.* **6**, 23929 (2016)
- Naghdi, P.M.: *The Theory of Shells and Plates*, pp. 425–640. Springer, Berlin (1973)
- Nishikawa, S.: *Variational Problems in Geometry*. American Mathematical Society, Providence (2002)
- Norris, A.N.: Acoustic cloaking theory. *Proc. R. Soc. Lond. A* **464**(2097), 2411–2434 (2008)
- Parnell, W.J.: Nonlinear pre-stress for cloaking from antiplane elastic waves. *Proc. R. Soc. A* **468**(2138), 563–580 (2012)
- Pendry, J.B., Schurig, D., Smith, D.R.: Controlling electromagnetic fields. *Science* **312**(5781), 1780–1782 (2006)
- Pomot, L., Bourgeois, S., Payan, C., Remillieux, M., Guenneau, S.: On form invariance of the Kirchhoff-Love plate equation (2019). arXiv preprint [arXiv:1901.00067](https://arxiv.org/abs/1901.00067)
- Reissner, H., Morduchow, M.: Reinforced circular cutouts in plane sheets. Technical Report Technical Note No. 1852 (1949)
- Sadik, S., Angoshtari, A., Gorieli, A., Yavari, A.: A geometric theory of nonlinear morphoelastic shells. *J. Nonlinear Sci.* **26**, 929–978 (2016)
- Schurig, D., Mock, J., Justice, B., Cummer, S.A., Pendry, J.B., Starr, A., Smith, D.: Metamaterial electromagnetic cloak at microwave frequencies. *Science* **314**(5801), 977–980 (2006)
- Simo, J., Marsden, J.: Stress tensors, Riemannian metrics and the alternative descriptions in elasticity. In: Ciarlet, P.G., Roseau, M (eds.) *Trends and Applications of Pure Mathematics to Mechanics*, pp. 369–383. Springer, Berlin (1984)
- Simo, J.C., Marsden, J.E., Krishnaprasad, P.S.: The Hamiltonian structure of nonlinear elasticity: the material and convective representations of solids, rods, and plates. *Arch. Ration. Mech. Anal.* **104**(2), 125–183 (1988)
- Sklan, S.R., Pak, R.Y., Li, B.: Seismic invisibility: elastic wave cloaking via symmetrized transformation media. *New J. Phys.* **20**(6), 063013 (2018)
- Steigmann, D.J.: On the frame invariance of linear elasticity theory. *Z. Angew. Math. Phys.* **58**(1), 121–136 (2007)
- Stenger, N., Wilhelm, M., Wegener, M.: Experiments on elastic cloaking in thin plates. *Phys. Rev. Lett.* **108**(1), 014301 (2012)
- Syvret, F., Al-Attar, D.: Thermoelastic cloaking and the breaking of invisibility (2019). arXiv preprint [arXiv:1903.06664](https://arxiv.org/abs/1903.06664)

- Timoshenko, S.P., Woinowsky-Krieger, S.: Theory of Plates and Shells. McGraw-Hill, New York (1959)
- Valagiannopoulos, C.: Perfect quantum cloaking of tilted cylindrical nanocavities. *Phys. Rev. B* **101**(19), 195301 (2020)
- Valagiannopoulos, C.A., Askarpour, A.N., Alu, A.: Aharonov–Bohm detection of two-dimensional magnetostatic cloaks. *Phys. Rev. B* **92**(22), 224414 (2015)
- Verpoort, S.: The geometry of the second fundamental form: Curvature properties and variational aspects. PhD thesis, Katholieke Universiteit Leuven (2008)
- Yavari, A., Golgoon, A.: Nonlinear and linear elastodynamic transformation cloaking. *Arch. Ration. Mech. Anal.* **234**(1), 211–316 (2019)
- Yavari, A., Ozakin, A.: Covariance in linearized elasticity. *Z. Angew. Math. Phys.* **59**(6), 1081–1110 (2008)
- Yavari, A., Marsden, J.E., Ortiz, M.: On spatial and material covariant balance laws in elasticity. *J. Math. Phys.* **47**(4), 042903 (2006)
- Yavari, A., Ozakin, A., Sadik, S.: Nonlinear elasticity in a deforming ambient space. *J. Nonlinear Sci.* **26**(6), 1651–1692 (2016)
- Zareei, A., Alam, M.-R.: Broadband cloaking of flexural waves. *Phys. Rev. E* **95**, 063002 (2017)
- Zhang, S., Genov, D.A., Sun, C., Zhang, X.: Cloaking of matter waves. *Phys. Rev. Lett.* **100**(12), 123002 (2008)
- Zhou, X., Hu, G., Lu, T.: Elastic wave transparency of a solid sphere coated with metamaterials. *Phys. Rev. B* **77**(2), 024101 (2008)

Publisher's Note Springer Nature remains neutral with regard to jurisdictional claims in published maps and institutional affiliations.

Affiliations

Ashkan Golgoon^{1,2} · Arash Yavari^{2,3} 

Ashkan Golgoon
ashkan.golgoon@northwestern.edu

- ¹ Department of Mechanical Engineering, Northwestern University, Evanston, IL 60208, USA
- ² School of Civil and Environmental Engineering, Georgia Institute of Technology, Atlanta, GA 30332, USA
- ³ The George W. Woodruff School of Mechanical Engineering, Georgia Institute of Technology, Atlanta, GA 30332, USA